



SPLIT TYPE
ROOM AIR CONDITIONER
**FLOOR CONSOLE /
UNDER CEILING**
DUAL type

SERVICE MANUAL

Refrigerant
R410A

Models

Indoor unit	Outdoor unit
ABG18FBBJ	AOG18FNBK
ABG18FBBJ	AOG18FNBN
ABG18UBBJ	AOG18UNBKL
ABG18UBBJ	AOG18UNBNL
ABG24FBBJ	AOG24FNBK
ABG24FBBJ	AOG24FNBN
ABG24UBBJ	AOG24UNBKL
ABG24UBBJ	AOG24UNBNL

ENINDEL CLIMA

CONTENTS

SPECIFICATIONS	1
OUTLINE AND DIMENSIONS	3
REFRIGERANT SYSTEM DIAGRAM	5
CIRCUIT DIAGRAM	7
INDOOR PCB CIRCUIT DIAGRAM	9
ERROR DISPLAY	11
DISASSEMBLY ILLUSTRATION	12
PARTS LIST	25
STANDARD ACCESSORIES	29

FUJITSU GENERAL LIMITED

WWW.ENINDEL.COM

SPECIFICATIONS

TYPE	Cooling	
INDOOR UNIT	ABG18FBBJ	ABG24FBBJ
OUTDOOR UNIT	AOG18FNBK AOG18FNBN	AOG24FNBK AOG24FNBN
COOLING CAPACITY	5.40 kW	6.50 kW

ELECTRICAL DATA

POWER SOURCE	230 V	230 V
FREQUENCY	50 Hz	50 Hz
RUNNING CURRENT	8.5 A	11.0 A
INPUT WATTS	1.92 kW	2.45 kW
E.E.R.	2.81 kW/kW	2.65 kW/kW
MOISTURE REMOVAL	2.0 l/hr	2.5 l/hr
AIR CIRCULATION high	780 m ³ /hr	880 m ³ /hr

COMPRESSOR

TYPE	Hermetic type, Deposit electrode condenser, 2 poles. Single phase, Induction motor, Rotary	
DISCRIMINATION	5KS225DAC	5JS290DAA
REFRIGERANT	R410A	900 g
		1,550 g

FAN MOTOR

POWER SOURCE	230 V		
INDOOR UNIT	Discrimination	MFA-18JTT	MFA-24JTT
	High speed	1,030 r.p.m.	1,180 r.p.m.
	Med speed	890 r.p.m.	1,040 r.p.m.
	Low speed	770 r.p.m.	900 r.p.m.
OUTDOOR UNIT	Discrimination	MFB-24JTT	
	High speed	780 r.p.m.	

DIMENSIONS

INDOOR UNIT	H x W x D	199 x 990 x 655 mm
OUTDOOR UNIT	H x W x D	650 x 830 x 320 mm

WEIGHT

INDOOR UNIT	GROSS / NET	37 kg / 28 kg	
OUTDOOR UNIT	GROSS / NET	51 kg / 47 kg	62 kg / 58 kg

REFRIGERANT CHARGE (R410A)

FULL CHARGE AMOUNT	PIPE LENGTH	7.5 m (25 ft)	900 g (31.8oz)	1,550 g (54.7oz)
		10 m (33 ft)	950 g (33.5oz)	1,600 g (56.4oz)
		15 m (49 ft)	1,050 g (37.0oz)	1,700 g (60.0oz)
		20 m (66 ft)	1,150 g (40.6oz)	1,800 g (63.5oz)
ADDITIONAL REFRIGERANT		20 g/m (0.71oz / 3.3ft)		

TYPE	Cool and Heat	
INDOOR UNIT	ABG18UBBJ	ABG24UBBJ
OUTDOOR UNIT	AOG18UNBKL AOG18UNBNL	AOG24UNBKL AOG24UNBNL
COOLING CAPACITY	5.40 kW	6.50 kW
HEATING CAPACITY	6.00 kW	7.40 kW

ELECTRICAL DATA

POWER SOURCE		230 V	
FREQUENCY		50 Hz	
RUNNING CURRENT	COOLING	8.6 A	10.8 A
	HEATING	8.3 A	10.3 A
INPUT WATTS	COOLING	1.90 kW	2.42 kW
	HEATING	1.85 kW	2.30 kW
E.E.R.	COOLING	2.84 kW/kW	2.69 kW/kW
	HEATING	3.24 kW/kW	3.22 kW/kW
MOISTURE REMOVAL		2.0 l/hr	2.5 l/hr
AIR CIRCULATION high		780 m ³ /hr	880 m ³ /hr

COMPRESSOR

TYPE	Hermetic type, Deposit electrode condenser, 2 poles, Single phase, Induction motor, Rotary		
DISCRIMINATION	5KS225DAC	5JS290DAA	
REFRIGERANT	R410A	1,550 g	1,700 g

FAN MOTOR

POWER SOURCE		230 V	
INDOOR UNIT	Discrimination	MFA-18JTT	MFA-24JTT
	High speed	1,030 r.p.m.	1,180 r.p.m.
	Med speed	890 r.p.m.	1,040 r.p.m.
	Low speed	770 r.p.m.	900 r.p.m.
OUTDOOR UNIT	Discrimination	MFB-24JTBT	
	High speed	780 r.p.m.	
	Low speed	400 r.p.m.	

DIMENSIONS

INDOOR UNIT	H x W x D	199 x 990 x 655 mm
OUTDOOR UNIT	H x W x D	650 x 830 x 320 mm

WEIGHT

INDOOR UNIT	GROSS / NET	37 kg / 28 kg	
OUTDOOR UNIT	GROSS / NET	56 kg / 52kg	63 kg / 59 kg


REFRIGERANT CHARGE (R410A)

FULL CHARGE AMOUNT	PIPE LENGTH	7.5 m (25 ft)	1,550 g (54.7oz)	1,700g (60.0oz)
		10 m (33 ft)	1,600 g (54.6oz)	1,800 g (63.5oz)
		15 m (49 ft)	1,700 g (60.0oz)	2,000 g (70.6oz)
		20 m (66 ft)	1,800 g (63.5oz)	2,200 g (77.6oz)
ADDITIONAL REFRIGERANT		20 g/m (0.71oz / 3.3ft)	40 g/m (1.42oz / 3.3ft)	

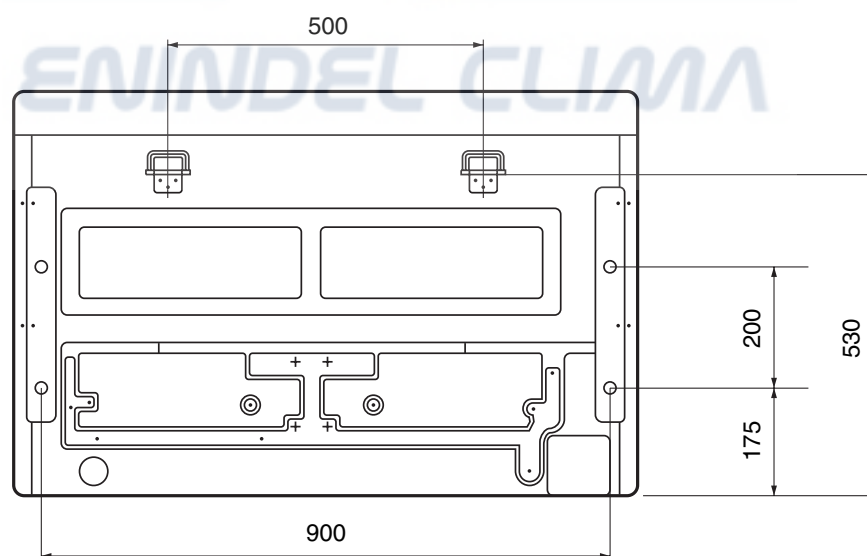
OUTLINE AND DIMENSIONS

INDOOR UNIT

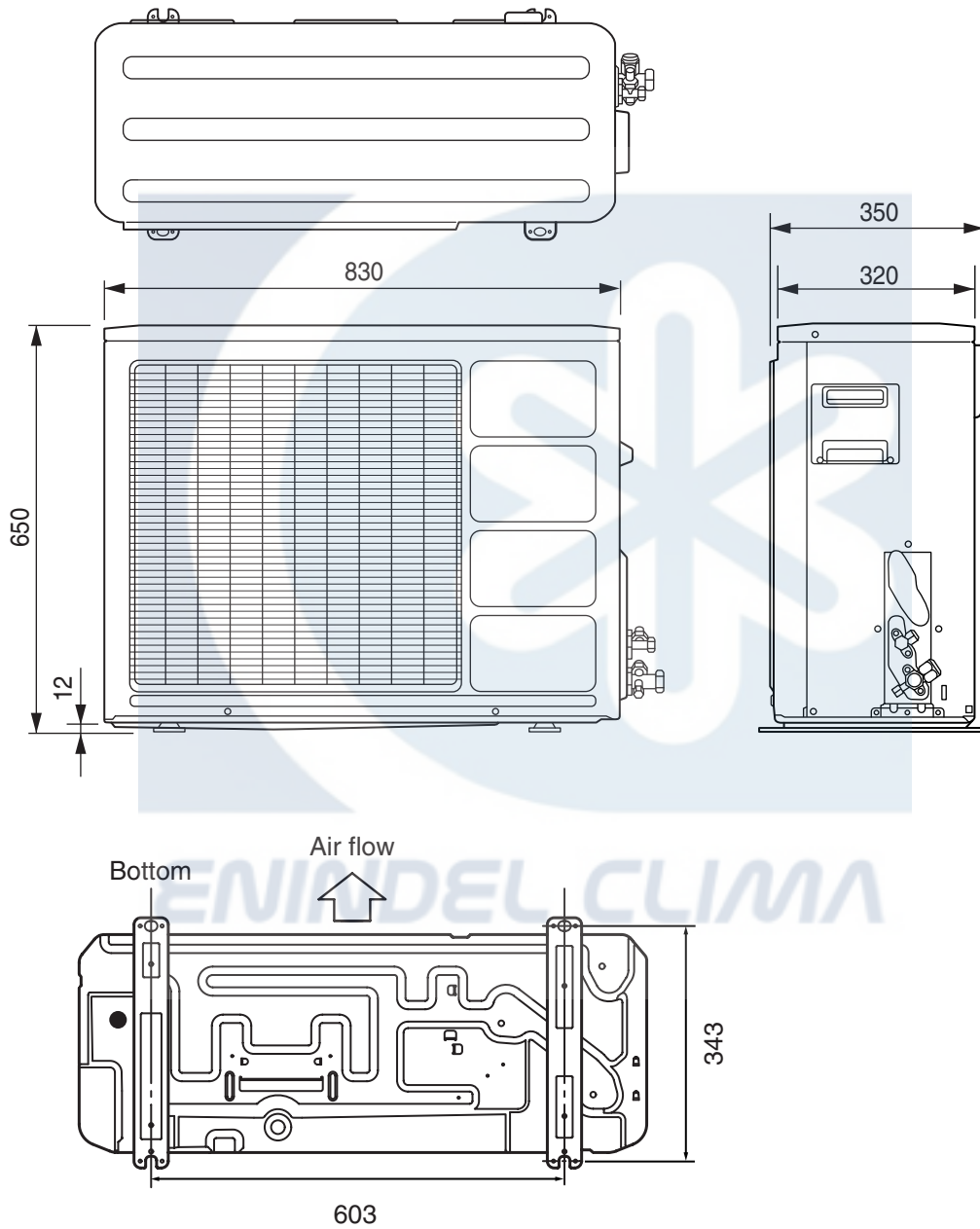
Unit : mm



(rear view)

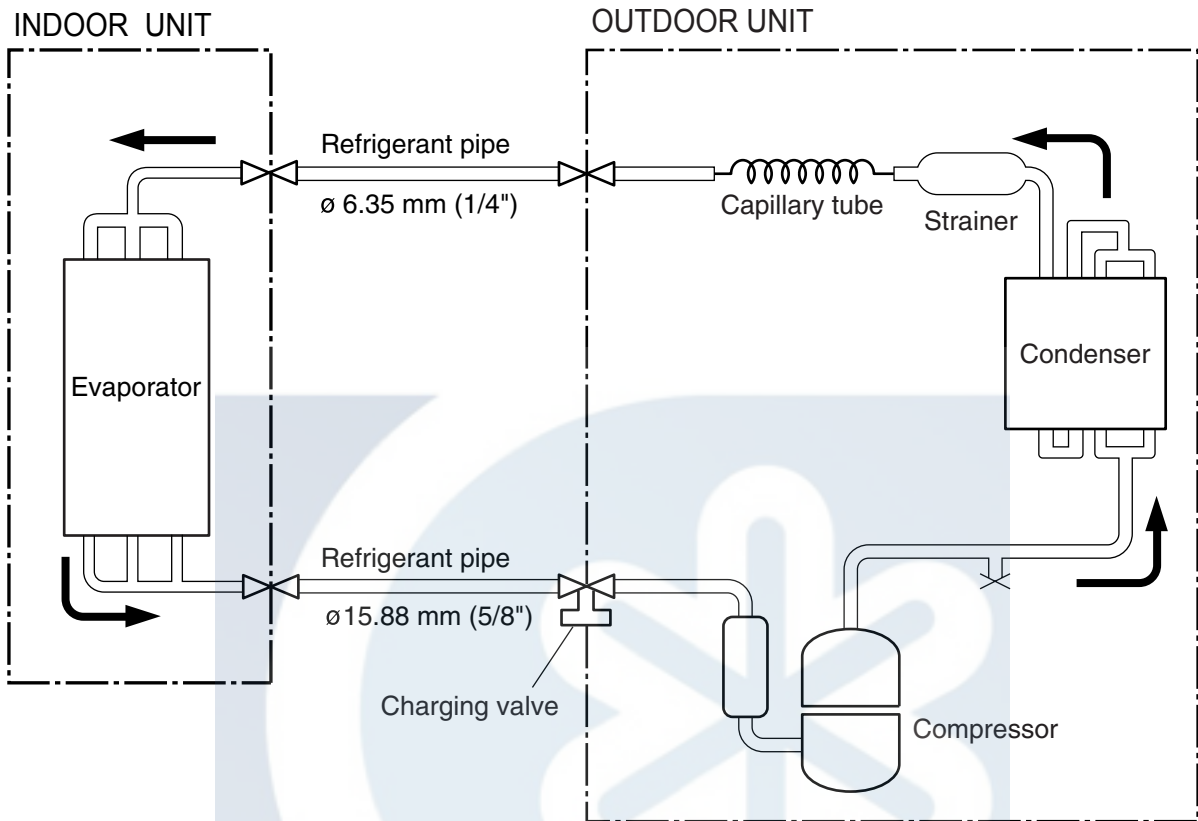


OUTDOOR UNIT
Unit : mm

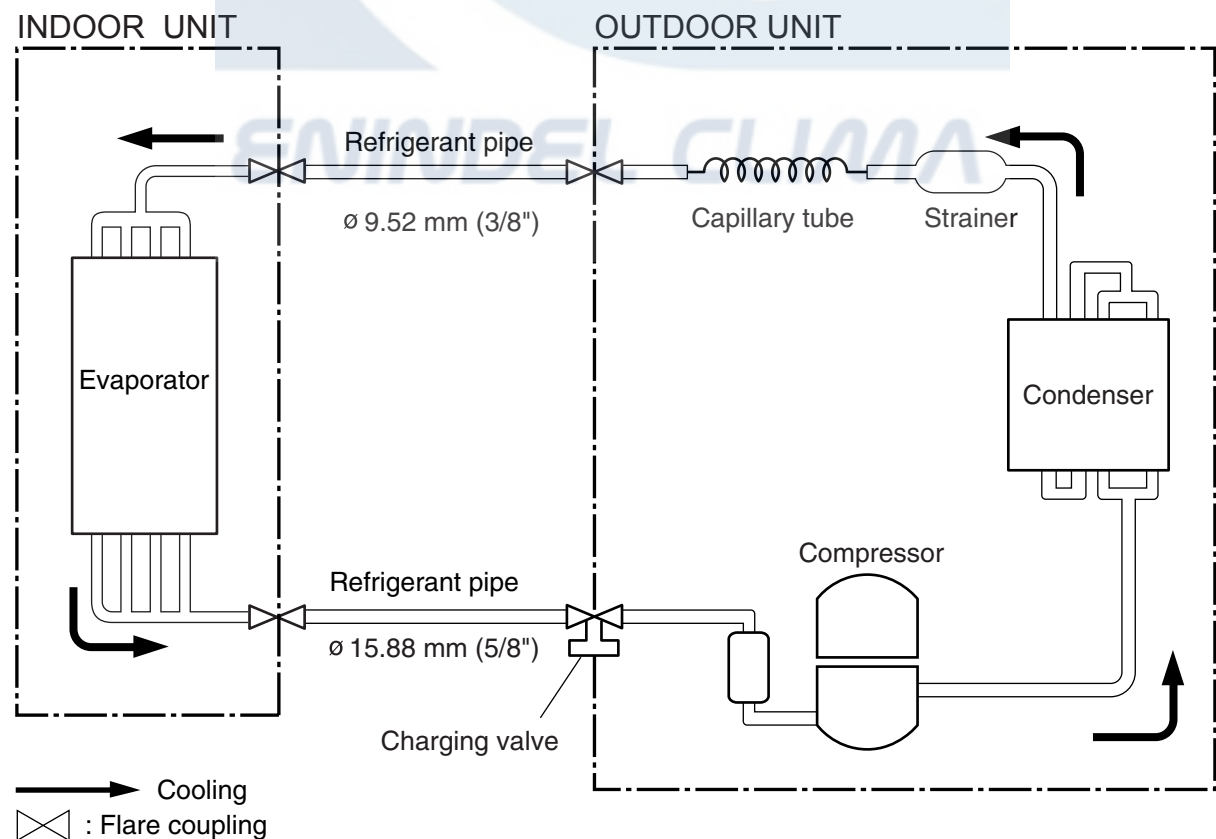


REFRIGERANT SYSTEM DIAGRAM

Models :
 ABG18FBBJ / AOG18FNBK
 ABG18FBBJ / AOG18FNBN



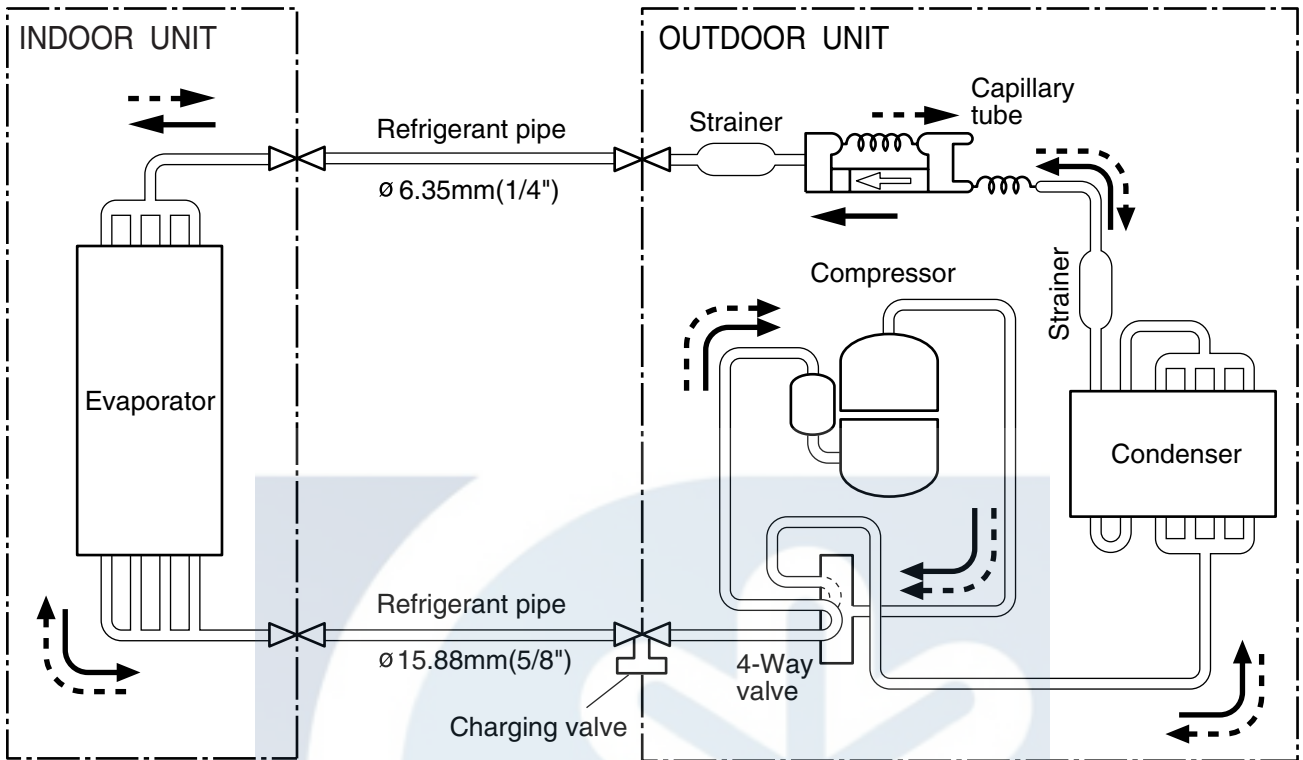
Models :
 ABG24FBBJ / AOG24FNBK
 ABG24FBBJ / AOG24FNBN



Models :

ABG18UBBJ / AOG18UNBKL

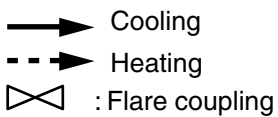
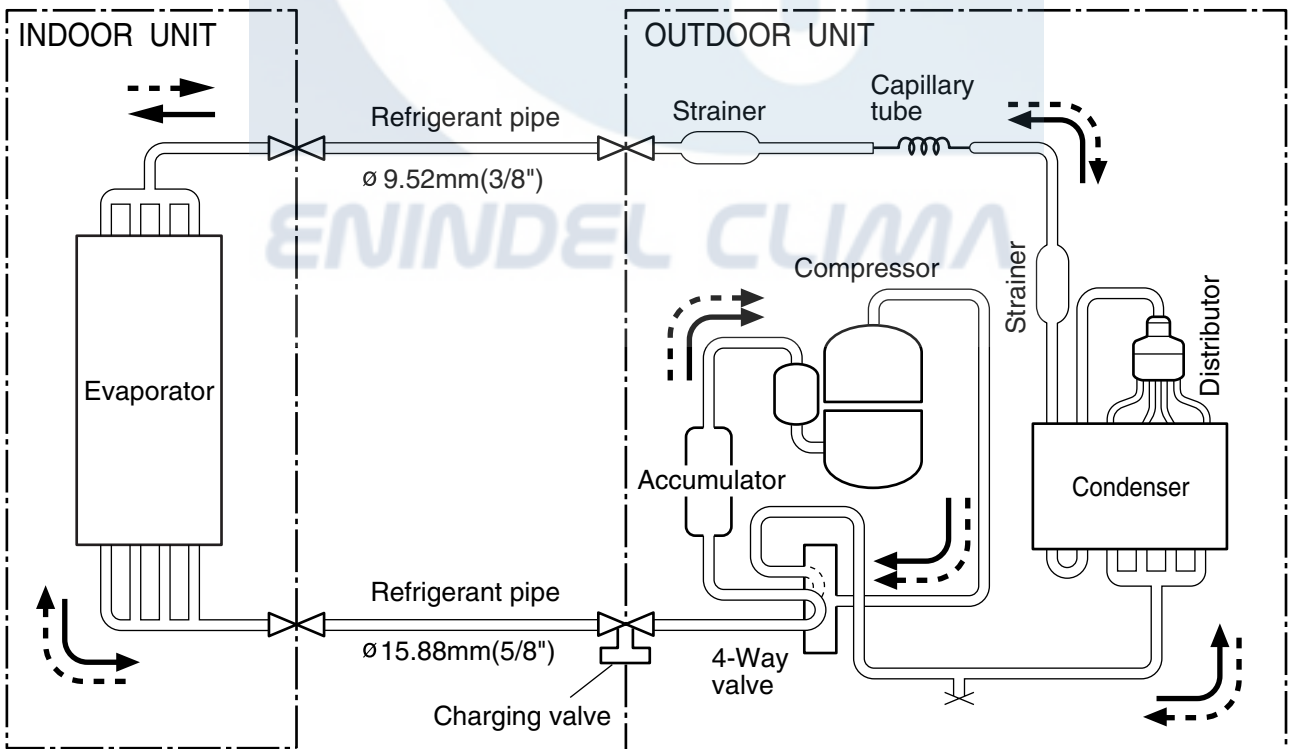
ABG18UBBJ / AOG18UNBNL



Models :

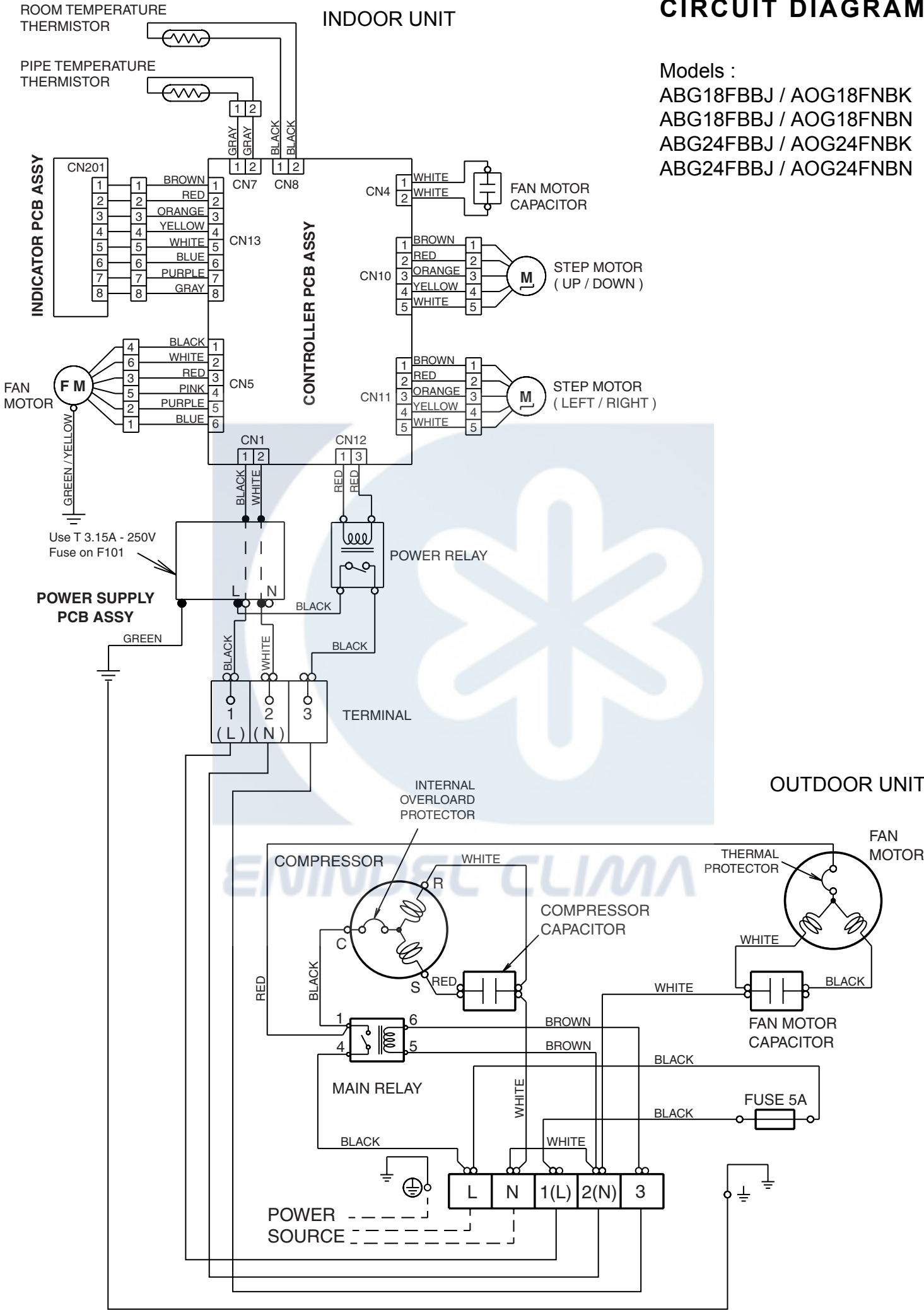
ABG24UBBJ / AOG24UNBKL

ABG24UBBJ / AOG24UNBNL



CIRCUIT DIAGRAM

Models :
 ABG18FBBJ / AOG18FNBN
 ABG18FBBJ / AOG18FNBN
 ABG24FBBJ / AOG24FNBN
 ABG24FBBJ / AOG24FNBN



ROOM TEMPERATURE

THERMISTOR

PIPE TEMPERATURE

THERMISTOR

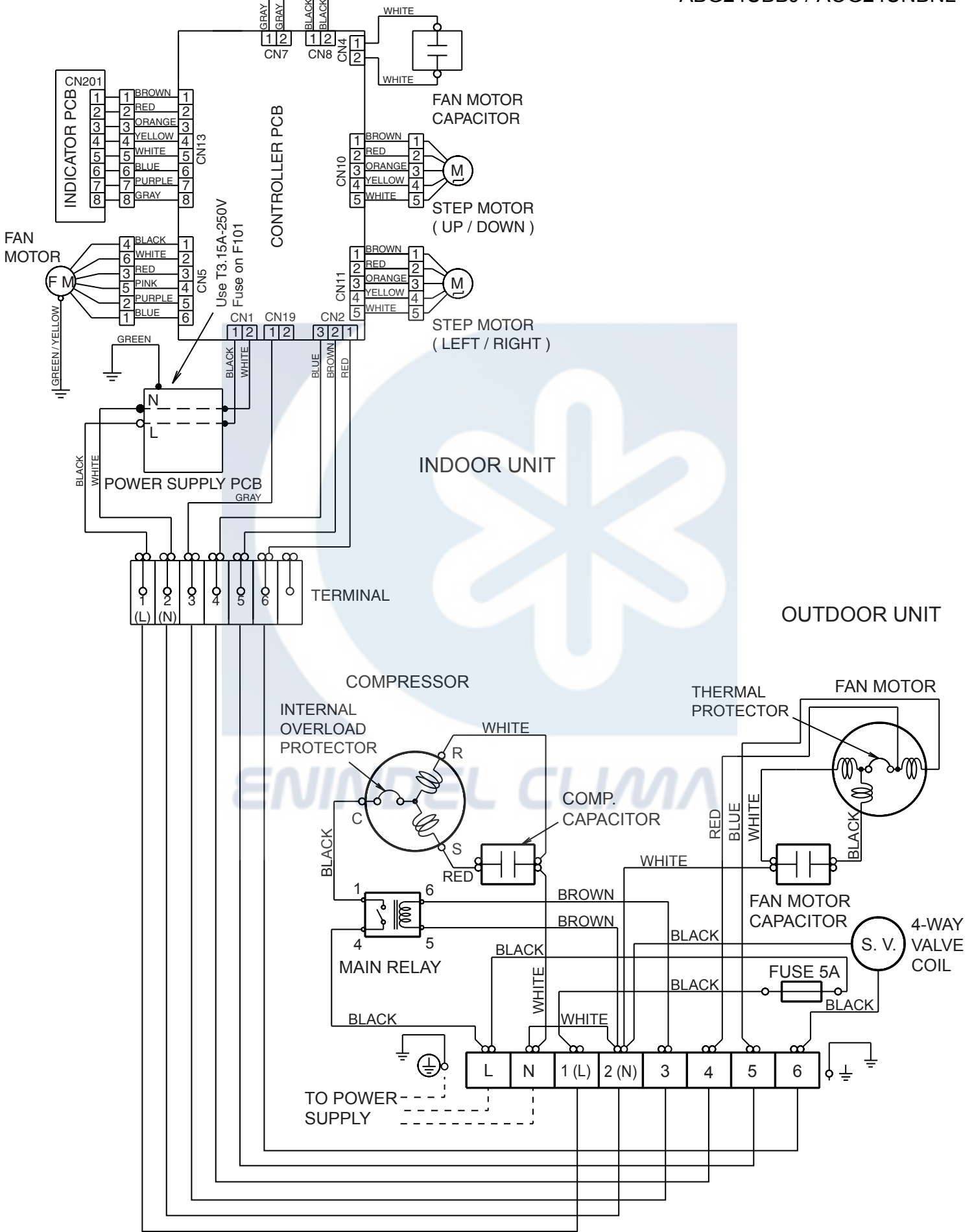
Models :

ABG18UBBJ / AOG18UNBKL

ABG18UBBJ / AOG18UNBNL

ABG24UBBJ / AOG24UNBKL

ABG24UBBJ / AOG24UNBNL

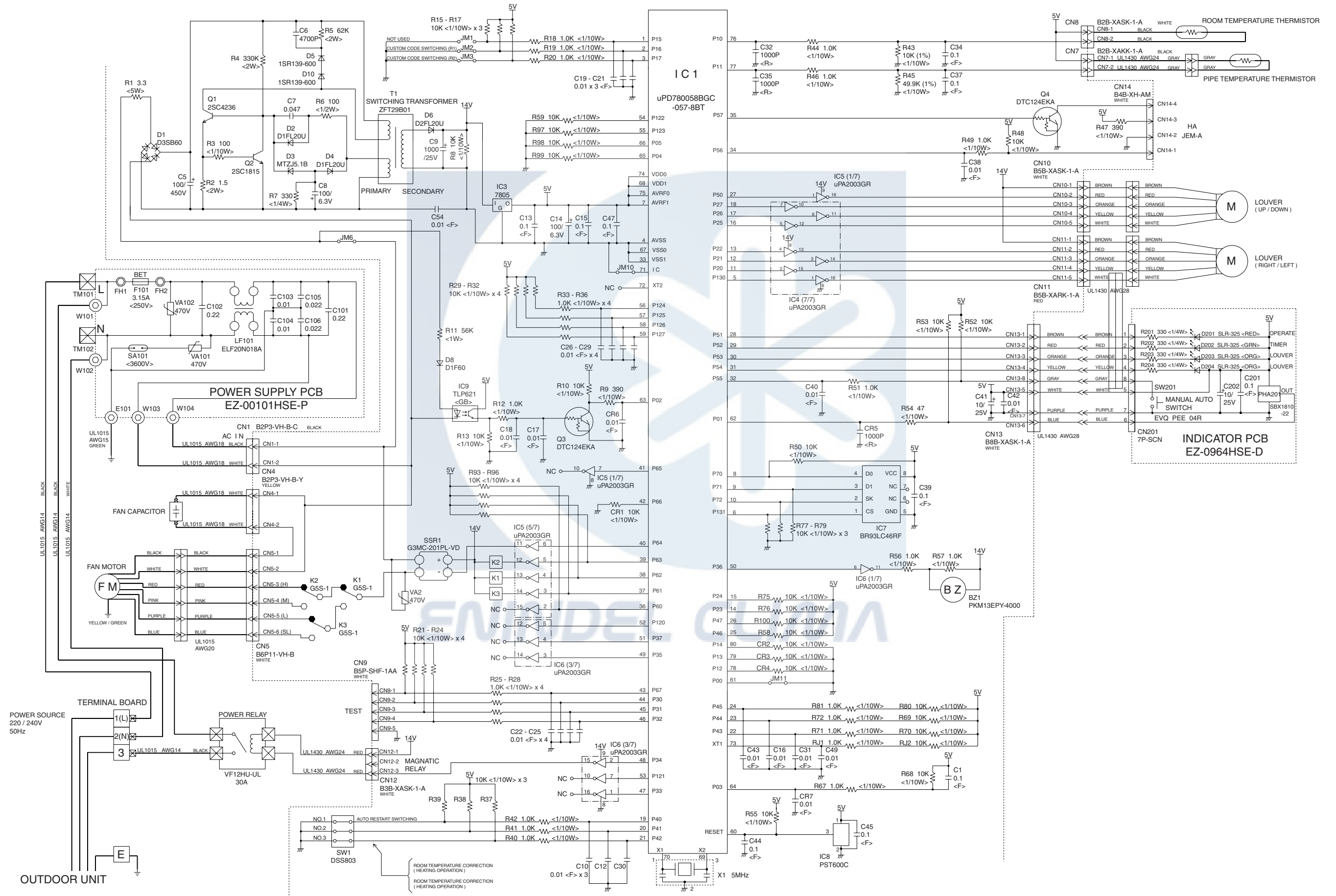


INDOOR PCB CIRCUIT DIAGRAM

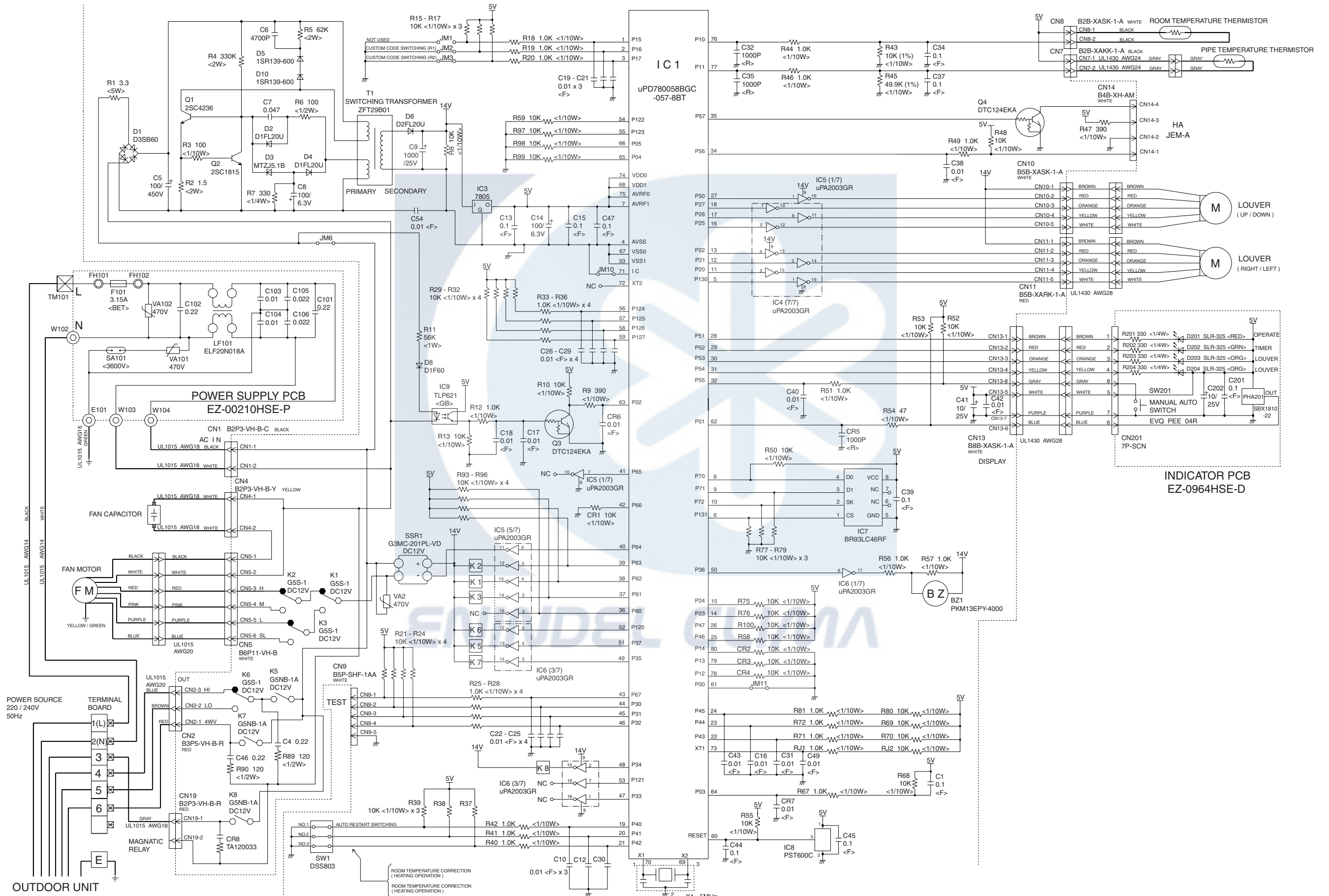
Controller PCB Assy

ABG18FBBJ : EZ-002YWSE-C

ABG24FBBJ : EZ-002TWSE-C

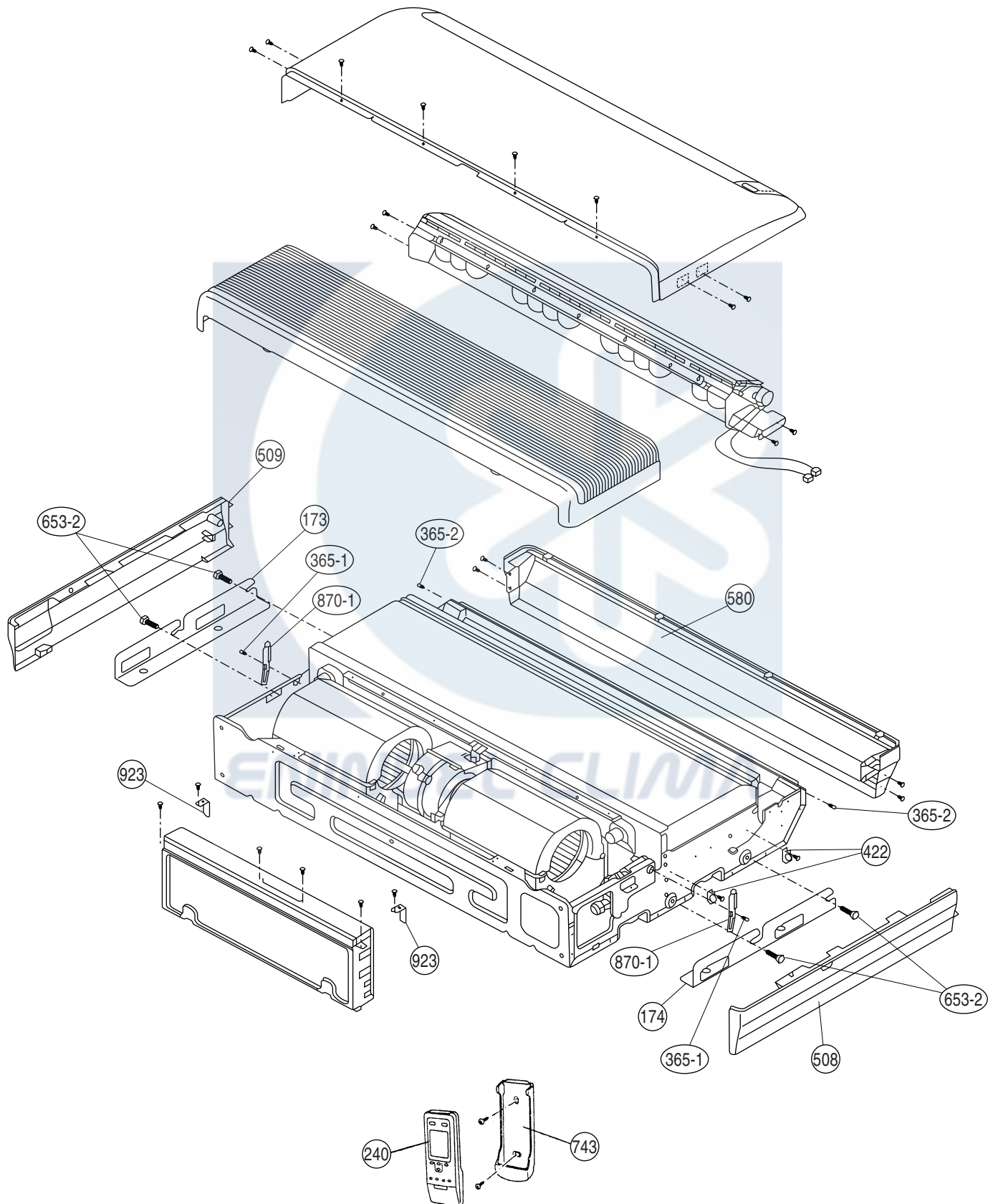


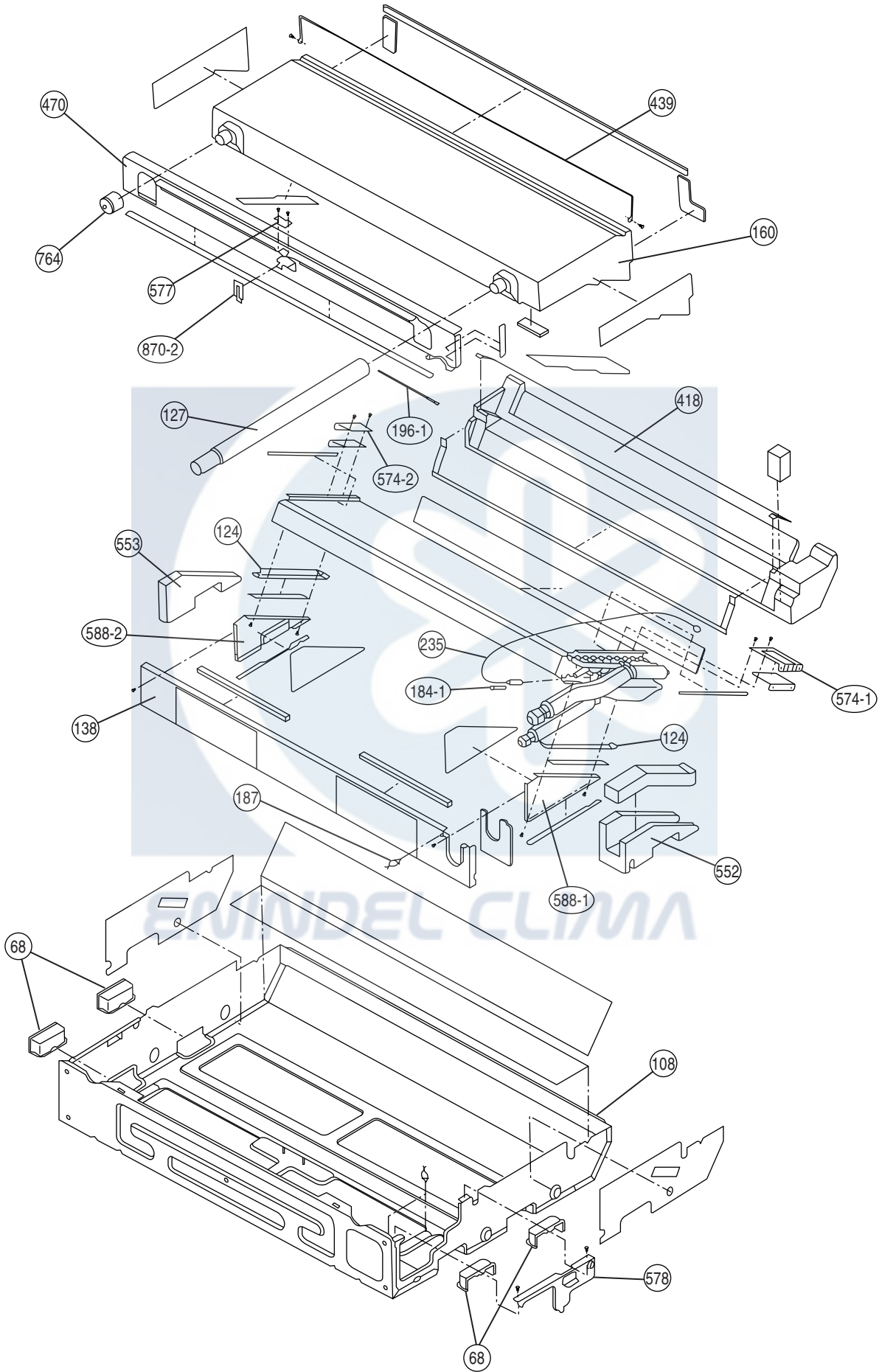
Controller PCB Assy
 ABG18UBBJ : EZ-00211HSE-C
 ABG24UBBJ : EZ-00210HSE-C

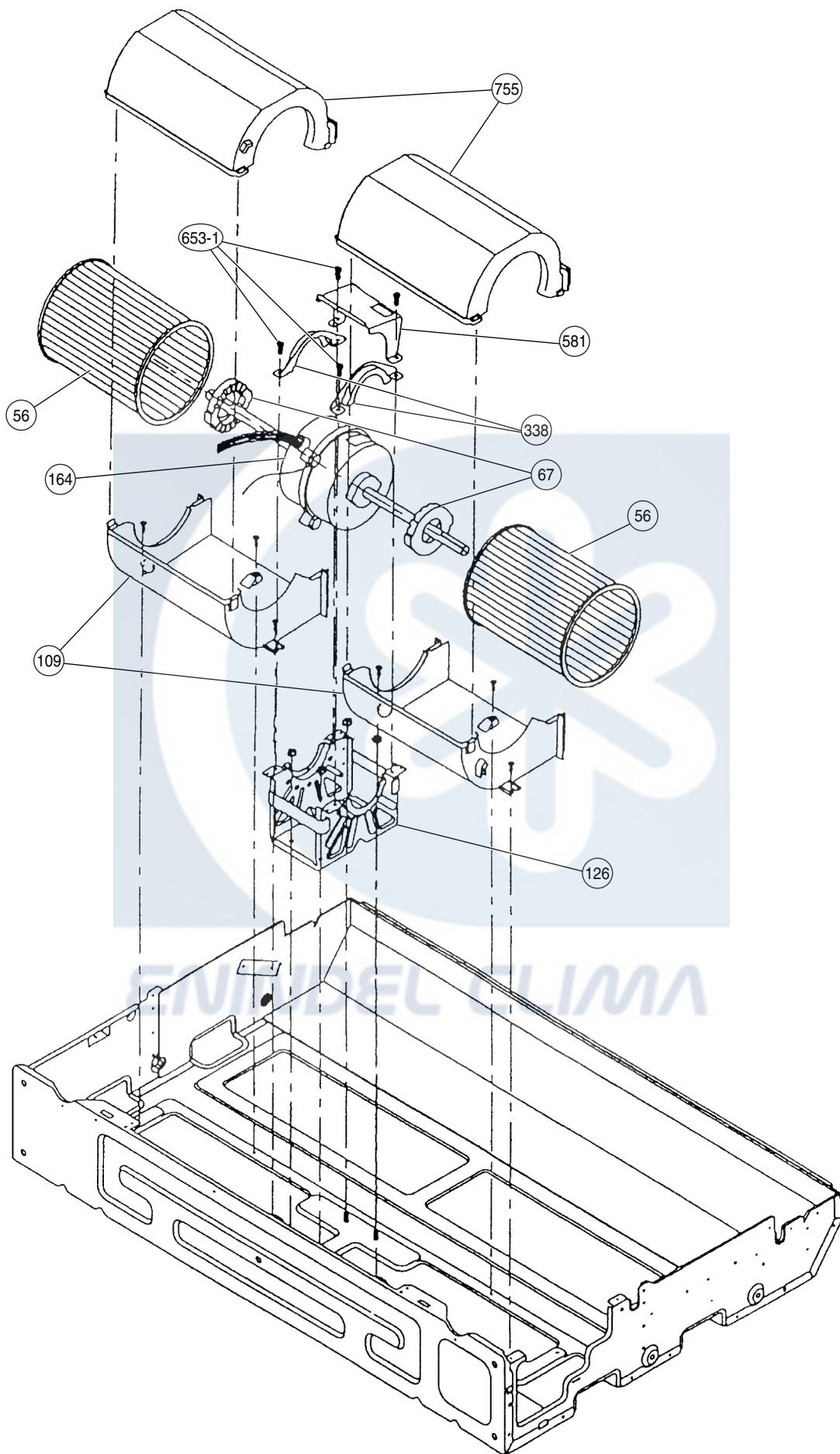


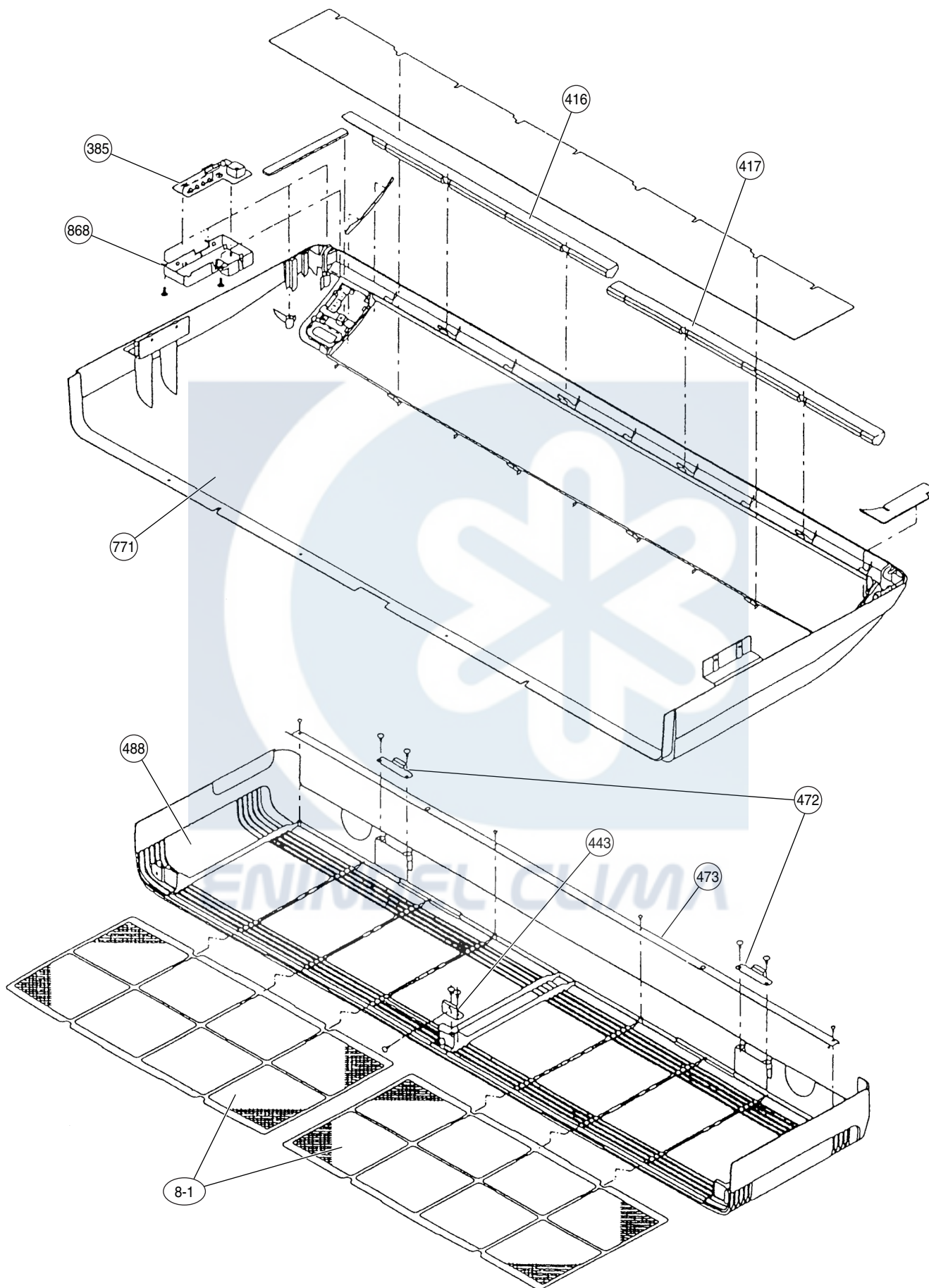
DISASSEMBLY ASSEMBLY

INDOOR UNIT

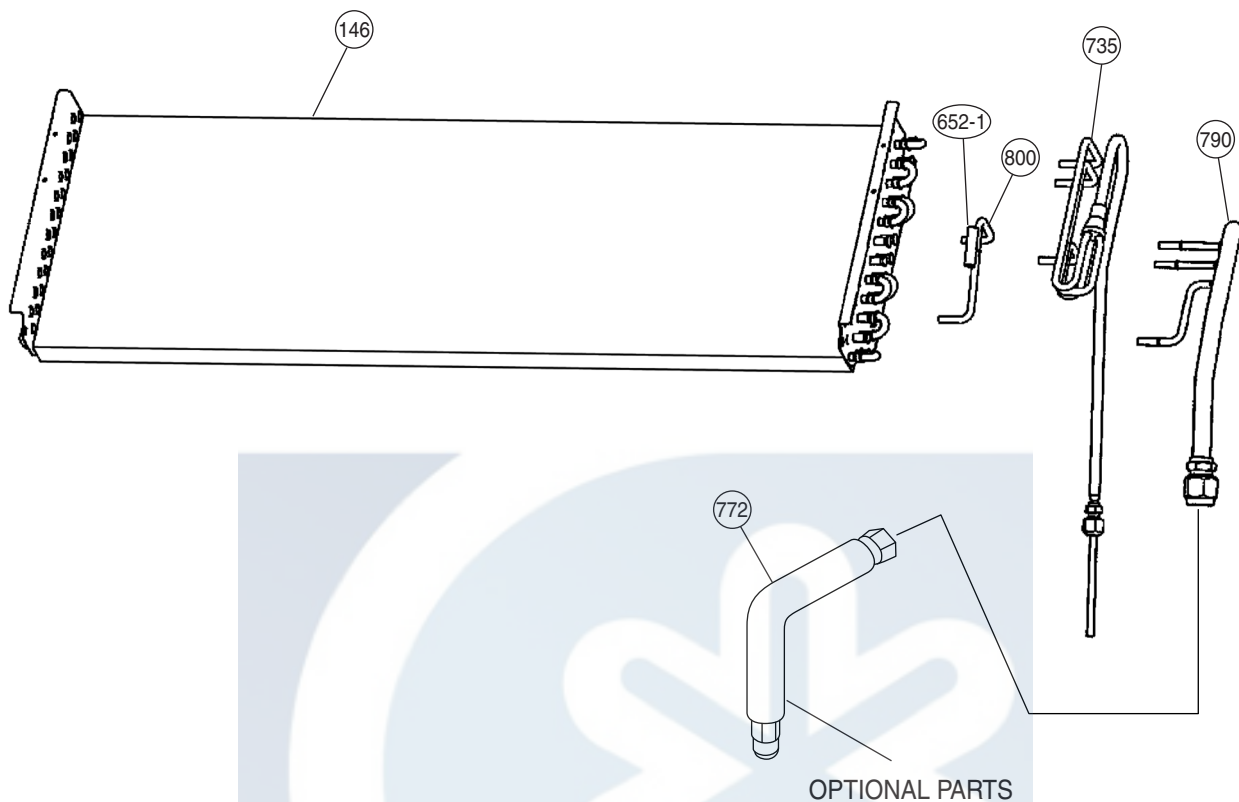




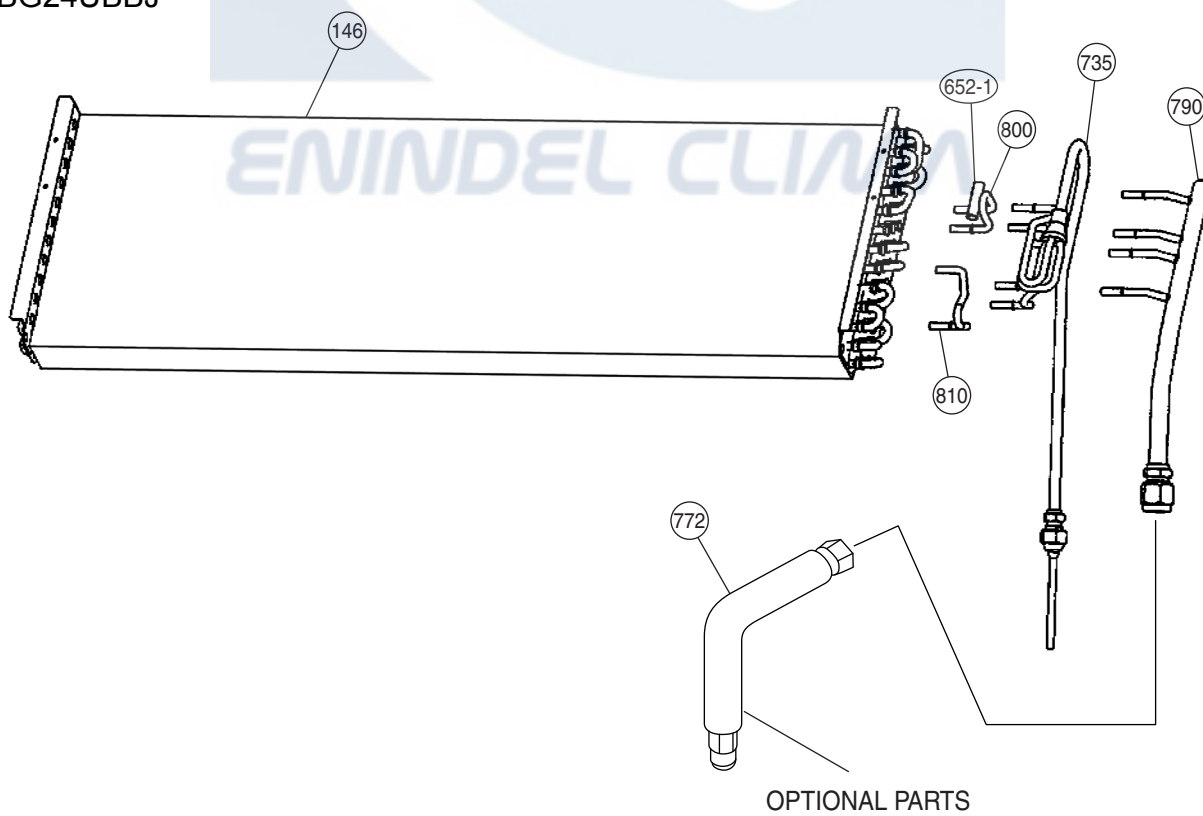


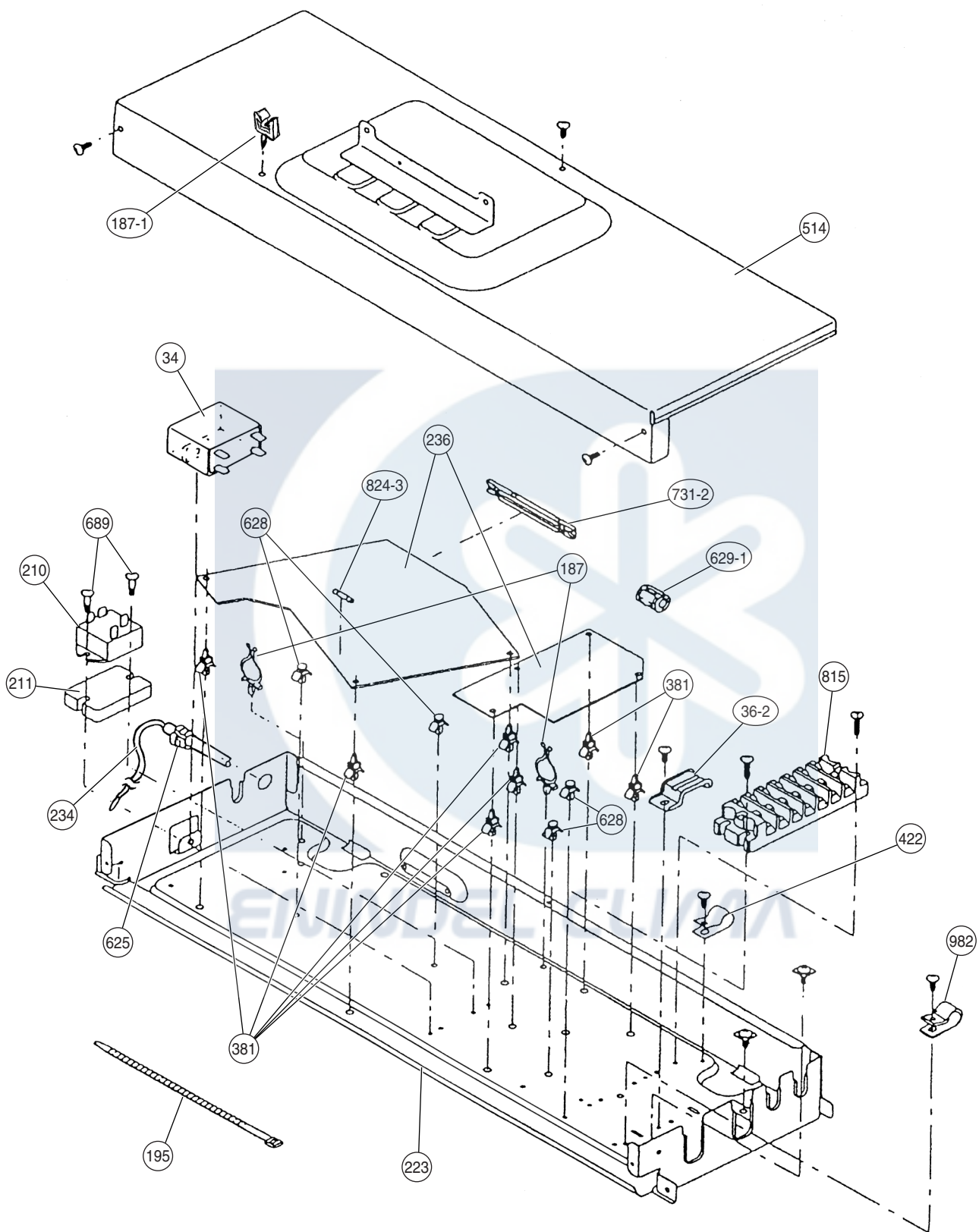


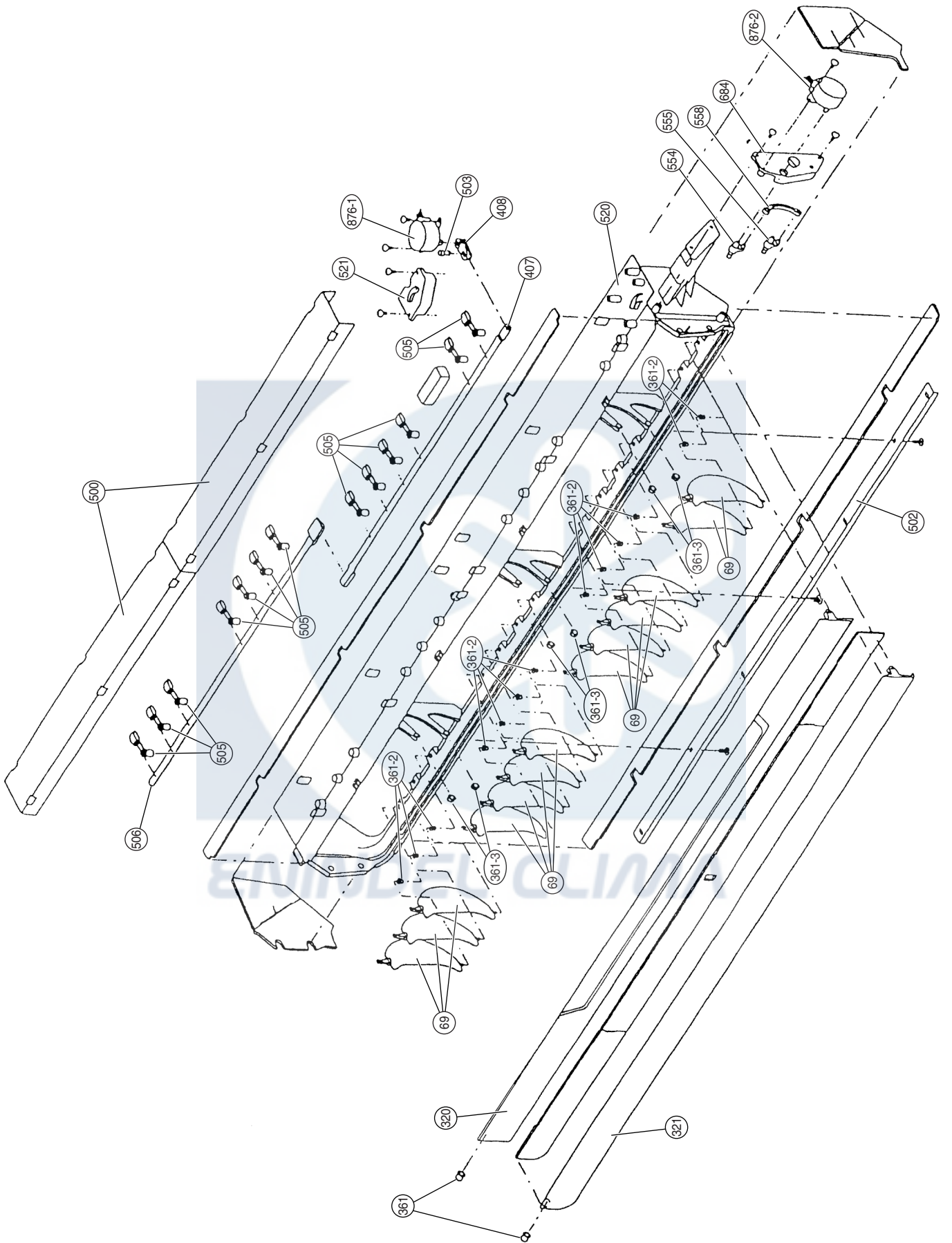
Model : ABG18FBBJ



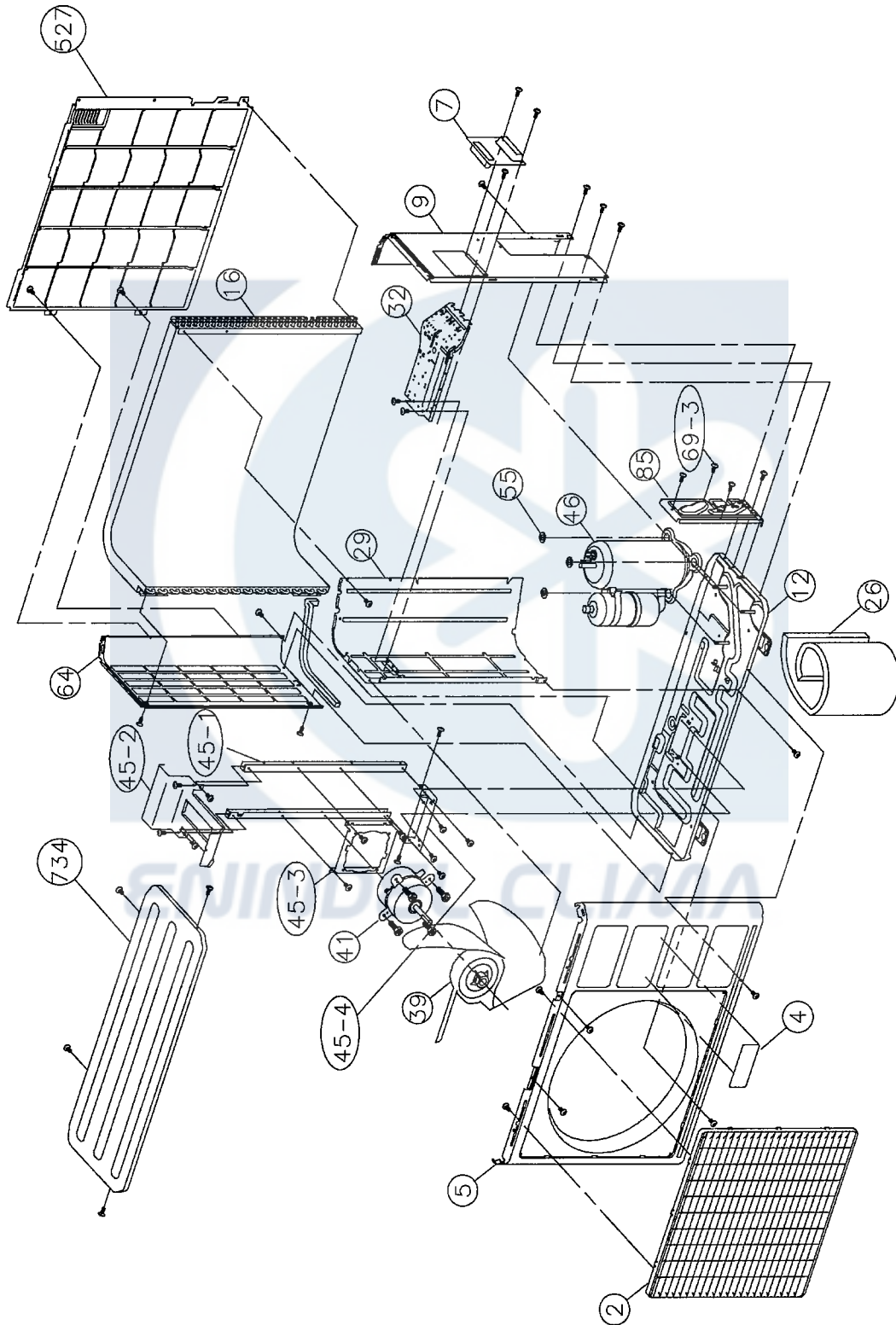
Models :
ABG18UBBJ
ABG24FBBJ
ABG24UBBJ

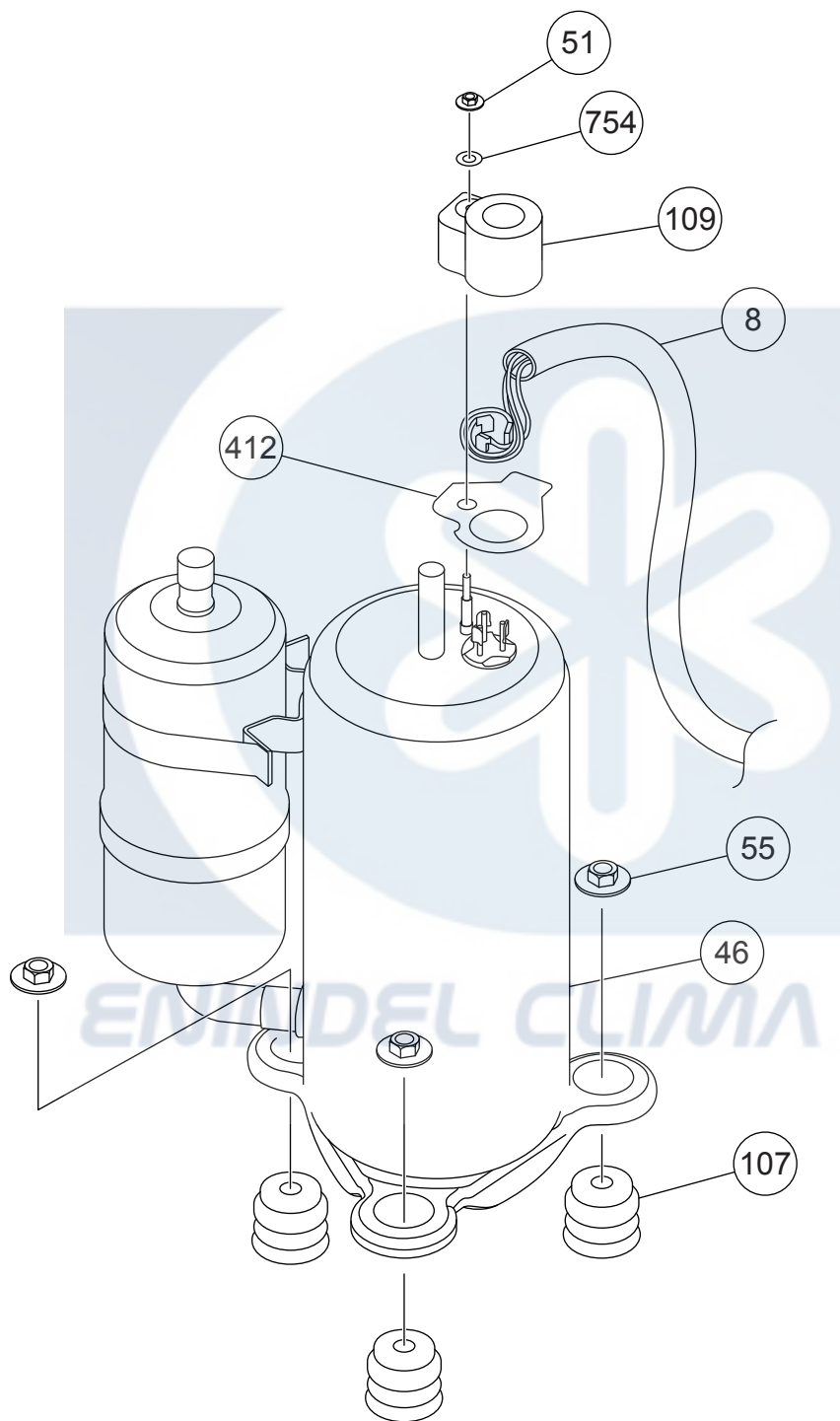




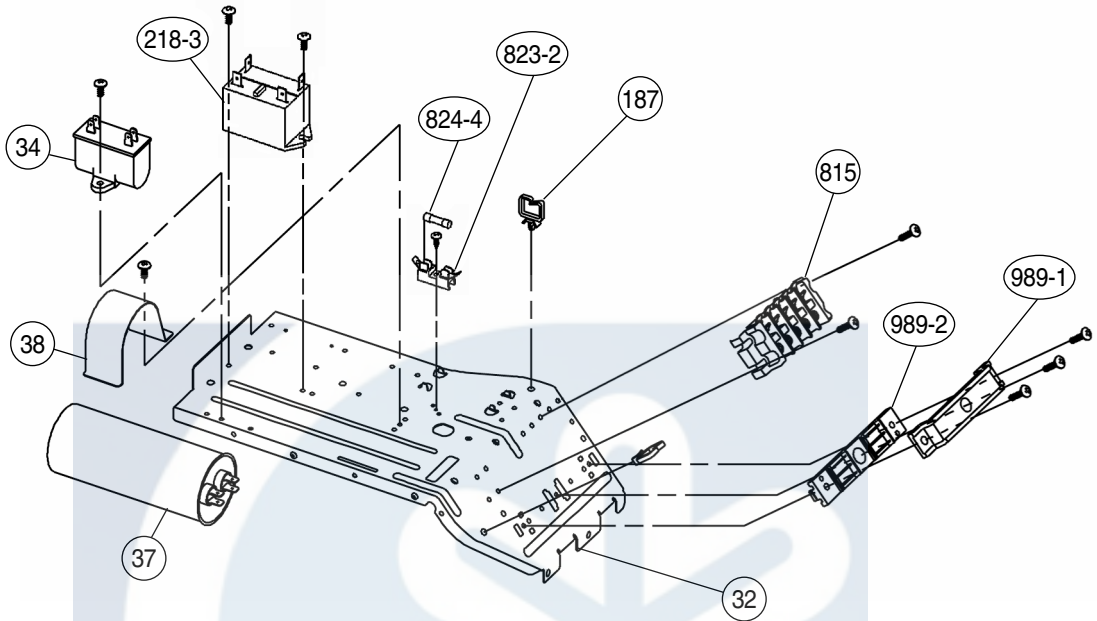


OUTDOOR UNIT

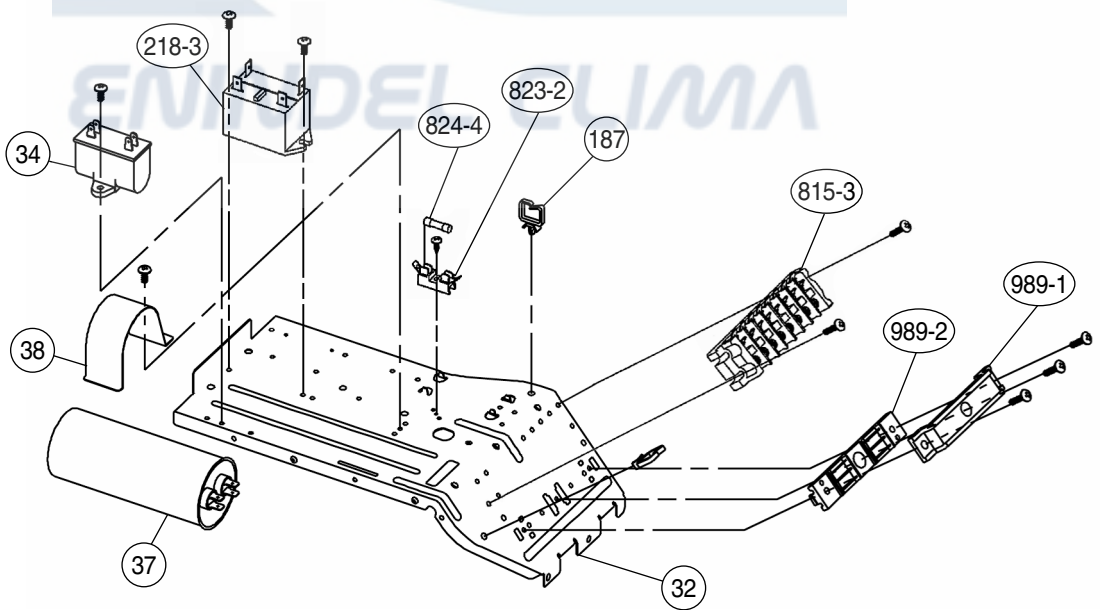




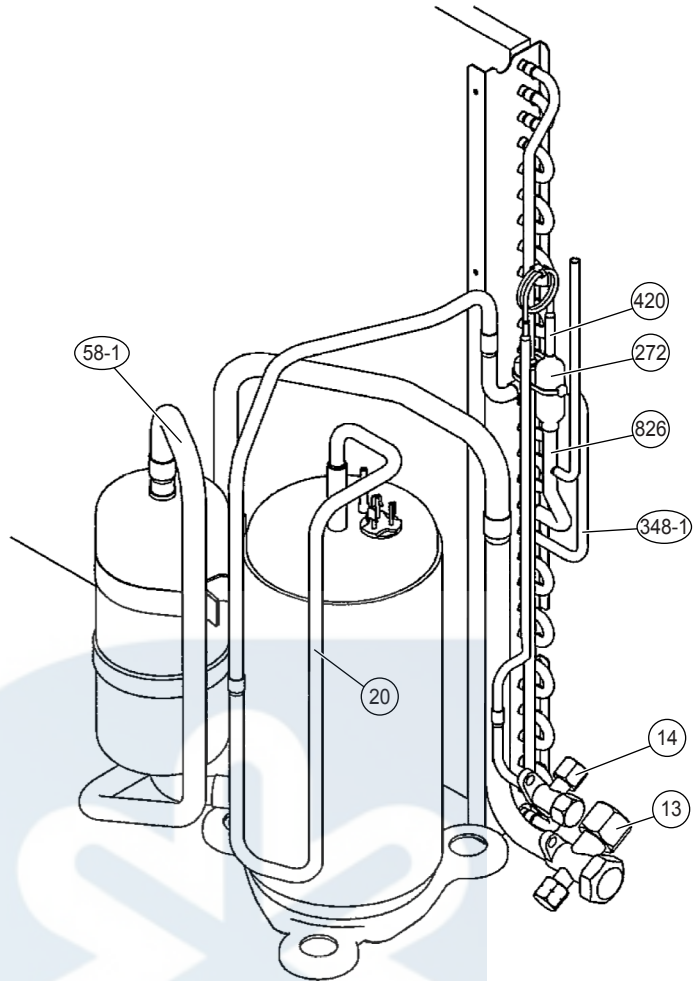
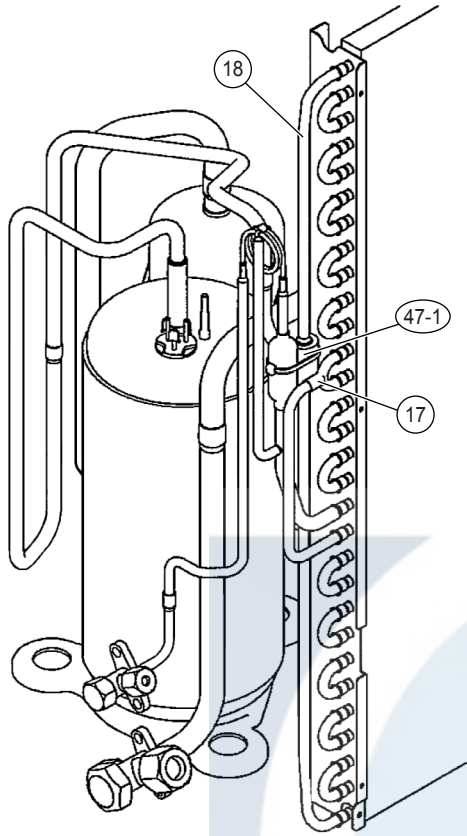
Models :
AOG18FNBK
AOG18FNBN
AOG24FNBK
AOG24FNBN



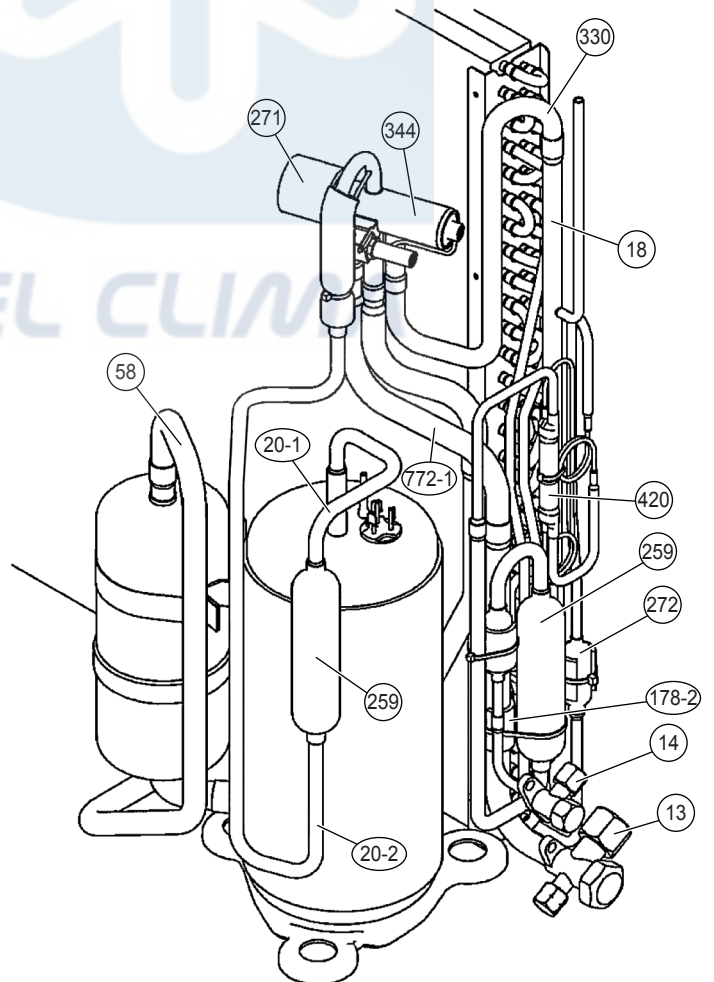
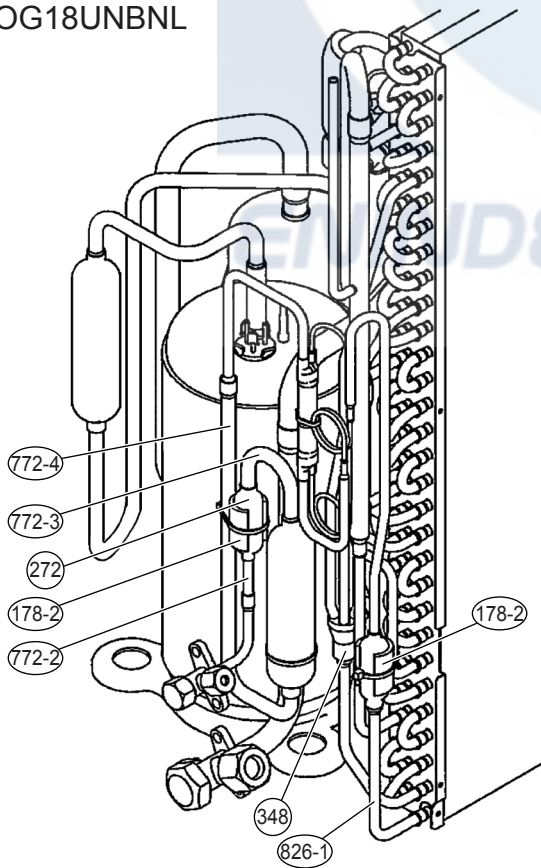
Models :
AOG18UNBKL
AOG18UNBNL
AOG24UNBKL
AOG24UNBNL



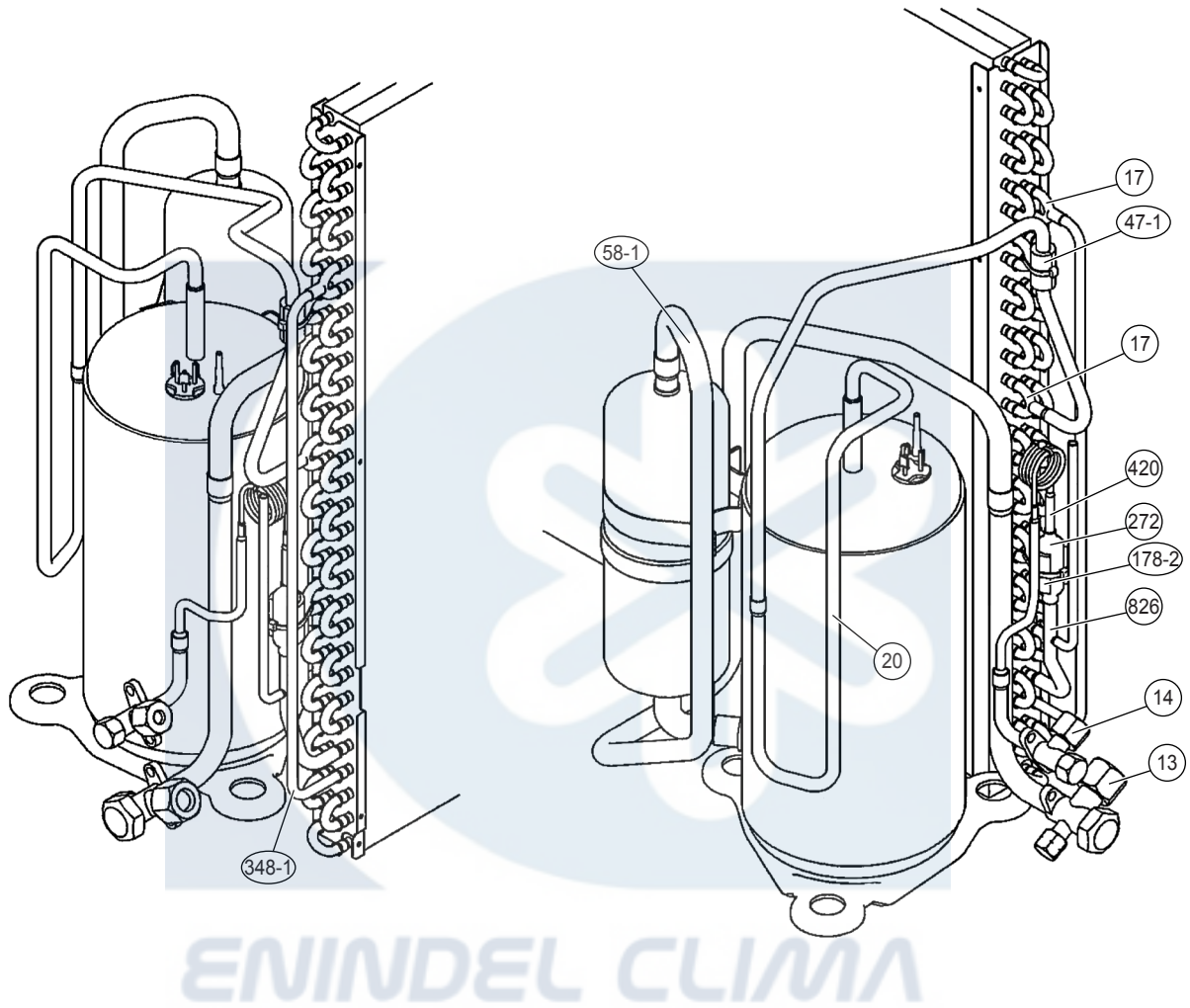
Models :
 AOG18FNBK
 AOG18FNBN



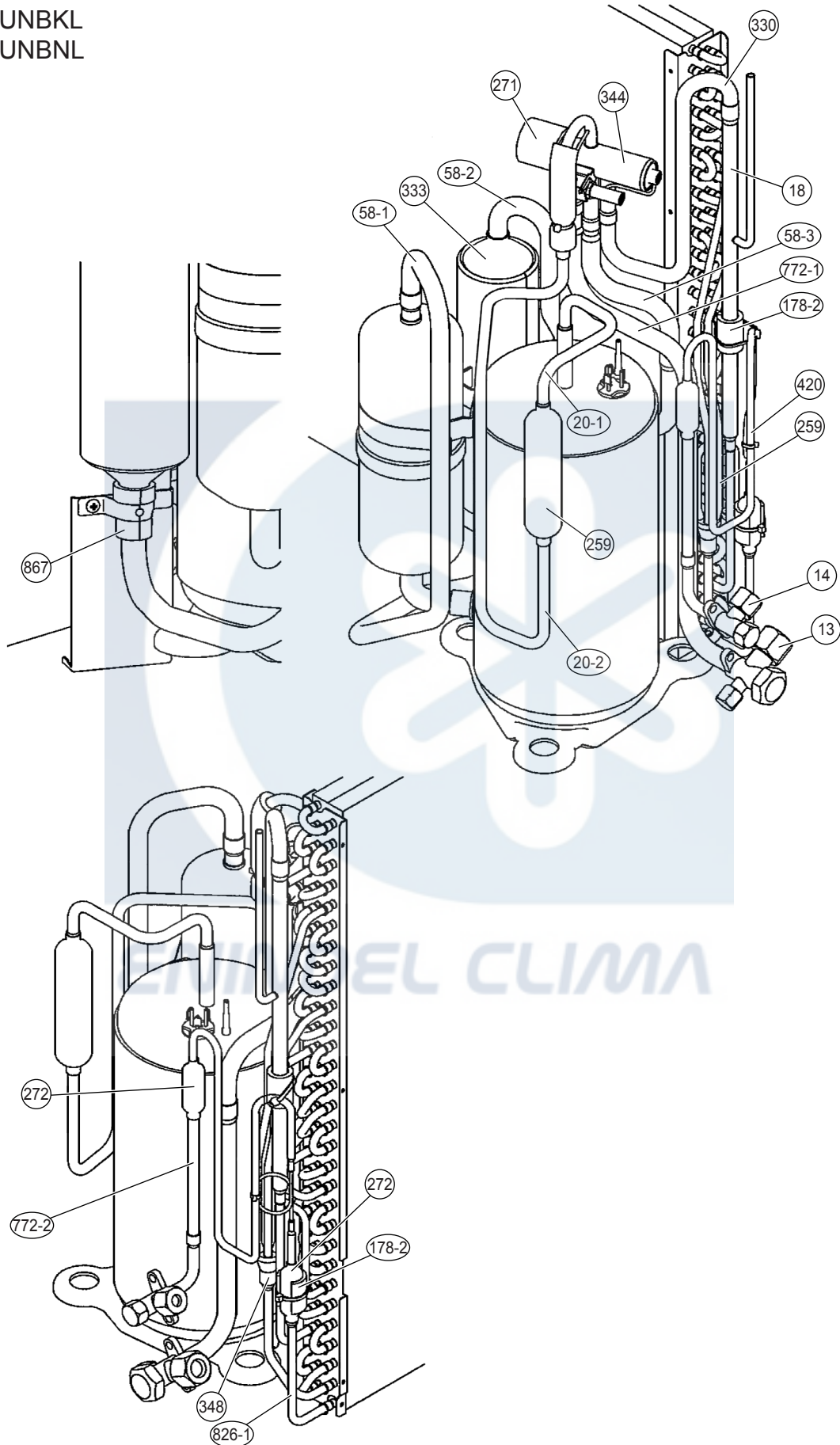
Models :
 AOG18UNBKL
 AOG18UNBNL



Models :
AOG24FNBK
AOG24FNBN



Models :
AOG24UNBKL
AOG24UNBNL



PARTS LIST

INDOOR UNIT

Ref. No.	Description	Part No.				Ord. Q'ty
		ABG18FBBJ	ABG18UBBJ	ABG24FBBJ	ABG24UBBJ	
8-1	Air Filter	9358567029	9358567029	9358567029	9358567029	
34	Capacitor (Fan Motor)	9703306044	9703306044	9703306044	9703306044	
36-2	Cord Holder Metal	9356362008	9356362008	9356362008	9356362008	
56	Sirocco Fan Assy	9385258006	9385258006	9385258006	9385258006	
67	Rubber (Vibration-proof)	9385102002	9385102002	9385102002	9385102002	
69	Louver	9358561010	9358561010	9358561010	9358561010	
68	Cap, Plastic	9358563007	9358563007	9358563007	9358563007	
108	Base Assy	9359061038	9359061038	9359061038	9359061038	
109	Casing, Plastic	9358543009	9358543009	9358543009	9358543009	
124	Dew Proof Plate	9359196006	9359196006	9359196006	9359196006	
126	Motor Fixing Table Assy	9358591000	9358591000	9358591000	9358591000	
127	Drain Hose Assy	9359242000	9359242000	9359242000	9359242000	
138	Separate Wall-A	9358584002	9358584002	9358584002	9358584002	
146	Evaporator Assy KB07	-----	9362513036	9362513036	9362513036	
146	Evaporator Assy KB45	9362513029	-----	-----	-----	
160	Drain Pan Assy	9358568002	9358568002	9358568002	9358568002	
164	Fan Motor Assy-IN MFA-24JTT	-----	-----	9601527015	9601527015	
164	Fan Motor Assy-IN MFA-18JTT	9601527022	9601527022	-----	-----	
173	Hanger Bracket-L	9358596005	9358596005	9358596005	9358596005	
174	Hanger Bracket-R	9358595008	9358595008	9358595008	9358595008	
184-1	Thermistor Spring-A	313728262708	313728262708	313728262708	313728262708	
187	Clamp No. 1219	313361271706	313361271706	313361271706	313361271706	
187-1	Clip (Cable)	9352715006	9352715006	9352715006	9352715006	
195	Clamp SKB-100	313361275805	313361275805	313361275805	313361275805	
196-1	Clamp SKB-3M	312300787605	312300787605	312300787605	312300787605	
210	Main Relay	9353611017	-----	9353611017	-----	
211	Cushion Rubber	313806328306	-----	313806328306	-----	
223	Control Box	9358600016	9358600016	9358600016	9358600016	
234	Thermistor Assy-Room	9703299087	9703299087	9703299087	9703299087	
235	Thermistor Assy-Pipe	9900022020	9900022020	9900022020	9900022020	
236	Controller PCB Assy	9704557216 (EZ-002YWSE-C)	9704557223 (EZ-00211HSE-C)	9704557131 (EZ-002TWSE-C)	9704557148 (EZ-00210HSE-C)	
240	Remote Control Unit AR-JW1	-----	9371190013	-----	9371190013	
240	Remote Control Unit AR-JW2	9371190020	-----	9371190020	-----	
320	Flap (Upper)-G	9358539019	9358539019	9358539019	9358539019	
321	Flap (Lower)	9358541012	9358541012	9358541012	9358541012	
338	Motor Fixture	9358594001	9358594001	9358594001	9358594001	
361	Bushing	9357942001	9357942001	9357942001	9357942001	
361-2	Bushing-B, Plastic	9358554005	9358554005	9358554005	9358554005	
361-3	Bushing-C, Plastic	9358553008	9358553008	9358553008	9358553008	
365-1	Special Screw	9359092001	9359092001	9359092001	9359092001	
365-2	Special Screw	9359091004	9359091004	9359091004	9359091004	
381	Locking Spacer, KGLS-4S	313209391506	313209391506	313209391506	313209391506	
385	Indicator PCB Assy EZ-0964HSE-D	9701873012	9701873012	9701873012	9701873012	
407	Motor Rod	9358560006	9358560006	9358560006	9358560006	
408	Louver Link	9358556009	9358556009	9358556009	9358556009	
416	Insulation (Panel)-A	9358574003	9358574003	9358574003	9358574003	
417	Insulation (Panel)-B	9358914007	9358914007	9358914007	9358914007	
418	Insulation (Flap Base)	9358572009	9358572009	9358572009	9358572009	
422	Clamp NK-10N	9359183006	9359183006	9359183006	9359183006	
439	Drain Pan Wire	9358598009	9358598009	9358598009	9358598009	
443	Arm Bracket	9359281009	9359281009	9359281009	9359281009	
470	Separate Wall-B	9358585009	9358585009	9358585009	9358585009	
472	Grille Support	9358602003	9358602003	9358602003	9358602003	
473	Filter Bracket	9358607008	9358607008	9358607008	9358607008	
488	Grill-G	9358533017	9358533017	9358533017	9358533017	

INDOOR UNIT (Continued)

Ref. No.	Description	Part No.				Ord. Q'ty
		ABG18FBBJ	ABG18UBBJ	ABG24FBBJ	ABG24UBBJ	
500	Protect Cover	9358564004	9358564004	9358564004	9358564004	
502	Support Stay	9358599006	9358599006	9358599006	9358599006	
503	Louver Shaft	9358557006	9358557006	9358557006	9358557006	
505	Louver Stopper	9358555002	9358555002	9358555002	9358555002	
506	Louver Rod	9358559000	9358559000	9358559000	9358559000	
508	Cosmetic Panel-R	9358535011	9358535011	9358535011	9358535011	
509	Cosmetic Panel-L	9358536018	9358536018	9358536018	9358536018	
514	Control Box Cover	9359097006	9359097006	9359097006	9359097006	
520	Flap Base	9358537015	9358537015	9358537015	9358537015	
521	Louver Link Cover	9358558003	9358558003	9358558003	9358558003	
552	Insulation (Eva.)-R	9358575000	9358575000	9358575000	9358575000	
553	Insulation (Eva.)-L	9358857007	9358857007	9358857007	9358857007	
554	Flap Link-Upper (Step Motor-V)	9358551004	9358551004	9358551004	9358551004	
555	Flap Link-Lower (Step Motor-V)	9358552001	9358552001	9358552001	9358552001	
558	Motor Rod-A (Step Motor-V)	9358550007	9358550007	9358550007	9358550007	
574-1	Evaporator Fixture-R (Bracket)	9358589007	9358589007	9358589007	9358589007	
574-2	Evaporator Fixture-L (Bracket)	9358590003	9358590003	9358590003	9358590003	
577	Catch TL-119	9359096009	9359096009	9359096009	9359096009	
578	Base Bracket (Reinforcement Metal)	9358586006	9358586006	9358586006	9358586006	
580	Top Cover	9358534014	9358534014	9358534014	9358534014	
581	Protector, Metal (Fan Motor)	9359282006	9359282006	9359282006	9359282006	
588-1	Evaporator Bracket-R	9358587003	9358587003	9358587003	9358587003	
588-2	Evaporator Bracket-L	9358588000	9358588000	9358588000	9358588000	
625	Cord Bushing KR-51	9359240006	9359240006	9359240006	9359240006	
628	Locking Spacer-B	313005446558	313005446558	313005446558	313005446558	
629-1	EMI Filter	0400247074	0400247074	0400247074	0400247074	
652-1	Thermistor Holder Pipe	313806262805	313806262805	313806262805	313806262805	
653-1	Bolt (Fan Motor Fixing)	0700156014	0700156014	0700156014	0700156014	
653-2	Bolt	0700190018	0700190018	0700190018	0700190018	
684	Motor Base	9358562000	9358562000	9358562000	9358562000	
689	Screw, Grip Tapping SN+4016 ZNY w/Grip	9357837000	-----	9357837000	-----	
731-2	Holder (Guide Rail)	0600241018	0600241018	0600241018	0600241018	
743	Remote Control Unit Holder	9305642014	9305642014	9305642014	9305642014	
755	Casing Cover	9358544006	9358544006	9358544006	9358544006	
764	Drain Cap	9358746004	9358746004	9358746004	9358746004	
771	Panel Assy	9359076025	9359076025	9359076025	9359076025	
735	Distributor As	9373034018	9373034032	9373034025	9373034025	
790	Coupring Pipe Assy	9373038016	9373038023	9373038023	9373038023	
800	Bypass Pipe Assy	9373032014	9373032021	9373032021	9373032021	
815	Terminal 7P	-----	9358660102	-----	9358660102	
824-3	Fuse BET3.15A - 250V	0600222512	0600222512	0600222512	0600222512	
868	PCB Holder	9358547007	9358547007	9358547007	9358547007	
870-1	Arm	9358565001	9358565001	9358565001	9358565001	
870-2	Center Arm	9359280002	9359280002	9359280002	9359280002	
875	Power Supply PCB Assy	9704561022	9704561077	9704561022	9704561077	
876-1	Step Motor-H	(EZ-00101HSE-P) 9359106012	(EZ-00210HSE-P) 9359106012	(EZ-00101HSE-P) 9359106012	(EZ-00210HSE-P) 9359106012	
876-2	Step Motor-V	9359105015	9359105015	9359105015	9359105015	
923	Control Box Bracket	9358717004	9358717004	9358717004	9358717004	
982	Cord Clamp	-----	9357886008	-----	9357886008	
---	Badge	9357914008	9357914008	9357914008	9357914008	

OUTDOOR UNIT

Ref. No.	Description	Part No.		Ord. Q'ty
		AOG18FNBK AOG18FNBN	AOG24FNBK AOG24FNBN	
2	Fan Guard	9371187013	9371187013	
4	Emblem-Rear	9372171011	9372171011	
5	Front Panel Ptd	9371924014	9371924014	
7	Connector Cover (Cabinet)	9366398004	9366398004	
8	Wire Assy (Comp)	9372334010	9372334010	
9	Side Panel R Ptd	9371927015	9371927015	
12	Base Assy, Ptd	9371920054	9371920016	
13-1	3-Way Valve Assy	9372205013	9372205013	
13-2	2-Way Valve Assy	9372204016	9372204023	
16	Condenser Assy	9372181041	9372181027	
26	Compressor Cover	9372327012	9372327012	
29	Separate Wall	9371933016	9371933016	
32	Control Box	9371935010	9371935010	
34	Capacitor, Plastic	9900130022	9900130022	
37	Running Capacitor	9703107122	9703107023	
38	Capacitor Clamp Metal	9351770013	313791061807	
39	Propeller Fan Assy	9366378013	9366378013	
41	Motor Induct	9601671022	9601671022	
45-1	Motor Bracket	9371929019	9371929019	
45-2	Motor Bracket-Top	9371931012	9371931012	
45-3	Motor Bracket Center	9371930015	9371930015	
45-4	Motor Bracket Bottom	9371932019	9371932019	
46	Compressor Assy	9372558027	9372558010	
47-1	Rubber (Discharge Pipe)	313194159807	313194159807	
51	Special Nut M5	9300301015	9300301015	
55	Special Nut M8	9355091008	9355091008	
64	Side Panel L Ptd	9371926018	9371926018	
69-3	Bolt, Hex. Socket	301210060360	301210060360	
85	Valve Plate Ptd	9371928012	9371928012	
107	Rubber Seat-A	9351049010	9351049010	
109	Termminal Cover (Comp)	9371511016	9371511016	
187	Clip (Cable)	9352715006	9352715006	
218-3	Relay	9900074012	9900074012	
272	Strainer	9369287008	9369287008	
412	Cover Gasket (Comp.)	9371512013	9371512013	
527	Protectiive Net	9371934013	9371934013	
734	Top Plate	9371925011	9371925011	
735-3	Capillary Assy	9372197066	9372197059	
754	Terminal Gask. Washer	9351053017	9351053017	
815	Terminal-5P	9356497021	9356497021	
823-3	Fuse Holder	0500063024	0500063024	
824-4	Fuse	0600222529	0600222529	
982-1	Cord Clamp-A	9359822011	9359822011	
982-2	Cord Clamp-B	9359823018	9359823018	



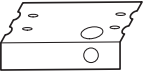











OUTDOOR UNIT




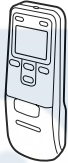



Ref. No.	Description	Part No.		Ord. Q'ty
		AOG18UNBKL AOG18UNBNL	AOG24UNBKL AOG24UNBNL	
2	Fan Guard	9371187013	9371187013	
4	Emblem-Rear	9372171011	9372171011	
5	Front Panel Ptd	9371924014	9371924014	
7	Connector Cover (Cabinet)	9366398004	9366398004	
8	Wire Assy (Comp)	9372334010	9372334010	
9	Side Panel R Ptd	9371927015	9371927015	
12	Base Assy, Ptd	9371920054	9371920016	
13-1	3-Way Valve Assy	9372205013	9372205013	
13-2	2-Way Valve Assy	9372204016	9372204023	
16	Condenser Assy	9372181034	9372181010	
26	Compressor Cover A	9372327012	9372327012	
29	Separate Wall	9371933016	9371933016	
32	Control Box	9371935010	9371935010	
34	Capacitor, Plastic	9900130022	9900130022	
37	Running Capacitor	9703107122	9703107023	
38	Capacitor Clamp Metal	9351770013	313791061807	
39	Propeller Fan Assy	9366378013	9366378013	
41	Motor Induct	9601671015	9601671015	
45-1	Motor Bracket	9371929019	9371929019	
45-2	Motor Bracket-Top	9371931012	9371931012	
45-3	Motor Bracket Ctr	9371930015	9371930015	
45-4	Motor Bracket Bottom	9371932019	9371932019	
46	Compressor Assy	9372558027	9372558010	
51	Special Nut M5	9300301015	9300301015	
55	Special Nut M8	9355091008	9355091008	
64	Side Panel L Ptd	9371926018	9371926018	
69-3	Bolt, Hex. Socket	301210060360	301210060360	
85	Valve Plate Ptd	9371928012	9371928012	
107	Rubber Seat-A	9351049010	9351049010	
109	Terminal Cover (Comp)	9371511016	9371511016	
187	Clip (Cable)	9352715006	9352715006	
199	Br Sheet	9363708059	----	
218-3	Relay	9900074012	9900074012	
218-4	Power Relay	----	----	
259	Muffler	9372369012	----	
271	4-Way Valve Rubber	313728251908	313728251908	
272	Strainer	9369287008	9369287008	
333	Accumulator	----	9368391003	
343	Solenoid	9900165017	9900165017	
344	4-Way Valve	9970036019	9900163013	
361	Accum Support Assy	----	9372252017	
412	Cover Gasket (Comp.)	9371512013	9371512013	
413	Heater (Crank Case)	----	----	
527	Protectiive Net	9371934013	9371934013	
734	Top Panel	9371925011	9371925011	
735-3	Capillary Assy	9372197042	9372197028	
754	Terminal Gask. Washer	9351053017	9351053017	
815-3	Terminal-5P	9358660119	9358660119	
823-2	Fuse Holder	0500063024	0500063024	
824-4	Fuse	0600222529	0600222529	
982-1	Cord Clamp-A	9359822011	9359822011	
982-2	Cord Clamp-B	9359823018	9359823018	

STANDARD ACCESSORIES

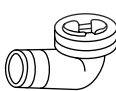

The following installation parts are furnished. Use them as required.

INDOOR UNIT ACCESSORIES


Name and Shape	Q'ty	Application	Parts No.
Cover plate (left) 	1		9358536018
Cover plate (right) 	1		9358535011
Installation template 	1	For positioning the indoor unit For under ceiling type	9359107002
Bracket (left) 	1	For suspending the indoor unit from ceiling	9358596005
Bracket (right) 	1		9358595008
Anchor bolt (M12) 	4		313806339400
Special nut 	4		
Spring washer 	4		
Wall bracket 	2	For suspending the indoor unit on the wall	9358597002
Tapping screw (φ4 x 20) 	6	For fixing the wall bracket	301141164200
Tapping screw (φ4 x 10) 	2		301171164104
Coupler heat insulator (large) 	1	For indoor side pipe joint (Large pipe)	9350716012
Coupler heat insulator (small) 	1	For indoor side pipe joint (Small pipe)	313209328104
Nylon fastener 	1	For fixing the drain hose	312300787605

Name and Shape	Q'ty	Application	Parts No.
Drain hose 	1		9359242000
Insulation (drain hose) 	1	Adhesive type 70 x 230	9359225003
VT wire 	1	For fixing the drain hose L 280 mm	313806350303
Remote control unit 	1	Use for air conditioner operation	9371190020 (for cooling model) 9371190013 (for cooling & heating model)
Remote control unit holder 	1	Use as remote control unit holder	9305642014
Battery (penlight) 	2	For remote control unit	0600185534
Tapping screw (φ3 x 12) 	2	For remote control unit holder installation	301141533125

OUTDOOR UNIT ACCESSORIES

Name and Shape	Q'ty	Application
Drain pipe 	1	For outdoor unit drain piping work [Heat & Cool model (Reverse cycle) only]
Drain cap 	2	

OPTIONAL PARTS FOR INDOOR UNIT

Name and Shape	Q'ty	Application	Parts No.
Joint pipe-A 		For indoor side pipe joint	9302812021

